



From nature we learnt the art of doing business with social conscience



Sustainability Report 2011
GRI application level A+
and GRI checked



Honeybees are reputed for their community living. Indeed theirs has been taken as a model society. The teamwork and industriousness exhibited by them in producing social good has made them the darling of philosophers down the ages. Honeybees work in tandem with nature, helping pollination and creating a new product, unmatched in purity and taste.

This is precisely what we try to emulate—doing business with a social conscience. High quality products and services designed for the larger social good of small farm holders.

All our product lines are impacted by the society and in turn they also impact the society in a positive manner. They not only maximize the yield, but also improve the productivity of every resource employed in the interest of sustainable agriculture.



Statement GRI Application Level Check

GRI hereby states that **Jain Irrigation Systems Limited** has presented its report "Sustainability Report-2011" to GRI's Report Services which have concluded that the report fulfills the requirement of Application Level A+.

GRI Application Levels communicate the extent to which the content of the G3 Guidelines has been used in the submitted sustainability reporting. The Check confirms that the required set and number of disclosures for that Application Level have been addressed in the reporting and that the GRI Content Index demonstrates a valid representation of the required disclosures, as described in the GRI G3 Guidelines.

Application Levels do not provide an opinion on the sustainability performance of the reporter nor the quality of the information in the report.

Amsterdam, 9 November 2012

A handwritten signature in blue ink, appearing to read "Nelmara Arbex", is written over a light blue circular background.


Nelmara Arbex
Deputy Chief Executive
Global Reporting Initiative



The "+" has been added to this Application Level because Jain Irrigation Systems Limited has submitted (part of) this report for external assurance. GRI accepts the reporter's own criteria for choosing the relevant assurance

The Global Reporting Initiative (GRI) is a network-based organization that has pioneered the development of the world's most widely used sustainability reporting framework and is committed to its continuous improvement and application worldwide. The GRI Guidelines set out the principles and indicators that organizations can use to measure and report their economic, environmental, and social performance. www.globalreporting.org

Disclaimer: Where the relevant sustainability reporting includes external links, including to audio visual material, this statement only concerns material submitted to GRI at the time of the Check on 6 November 2012. GRI explicitly excludes the statement being applied to any later changes to such material.



Corporate Philosophy

Mission

Leave this world better than you found it.

Vision

Establish leadership in whatever we do at home and abroad.

Credo

Serve and strive through strain and stress;
Do our noblest, that's success.

Goal

Achieve continued growth through sustained innovation for total customer satisfaction and fair return to all other stakeholders. Meet this objective by producing quality products at optimum cost and marketing them at reasonable prices.

Guiding Principle


Toil and sweat to manage our resources of men, material and money in an integrated, efficient and economic manner. Earn profit, keeping in view commitment to social responsibility and environmental concerns.

Quality Perspective

Make quality a way of life.

Work Culture


Experience : Work is life, life is work.



Do you know what it takes to grow them and make us food secure?

Index

Chairman’s Conviction	07
CEO’s Statement	11
Organizational Profile	18
Report Parameters	31
Stakeholder Engagement and Materiality	32
Sustainability Strategy and Analysis	52
Corporate Governance	53
Management’s Outlook towards Food Sourcing	55
Food Processing Performance Measures	56
Management’s Outlook towards Economic Performance	59
Economic Performance Measures	61
Management’s Outlook towards Environmental Performance	65
Environmental Performance Measures	66
Management’s Outlook towards Labour Practices and Workplace Safety	80
Labour Practices and Workplace Safety Performance Measures	81
Management’s Outlook towards Human Rights	87
Human Rights Performance Measures	88
Management’s Outlook Towards Society	89
Social Performance Measures	91
Management’s Outlook towards Product Responsibility	103
Product Responsibility Performance Measures	104
Significant Awards and Recognitions	111
Independent Assurance Statement	116
GRI G3 Content Index	119
Abbreviations	133



B. H. Jain, Founder Chairman

Chairman's Conviction

Life for me has been a long and arduous journey. However, from the very first lap, I have spent considerable time and efforts to express my gratitude towards the society by returning to it what I have borrowed from it. I believe that our initiatives and services in this direction have helped in generating sustainable benefits for all our stakeholders.

Conservation of resources (aparigraha) is at the root of our ethos. It all began with the very selection of the business line. Each one of our businesses impacts the society and is in turn impacted by the society. Piping and drip irrigation systems conserve water and energy, and at the same time improve production and productivity of the farmers. Fruit and vegetable processing helps in aiding food security and ensures value addition for the farmers' produce. This also empowers them to create sustainable wealth.

Similarly, our contract farming model insulates the farmer from the fluctuating market prices and eliminates the middlemen. In this manner, we improve the contract farmers' Return on Investment significantly.

Tissue culture planting material is yet another activity which provides employment opportunity to rural women. This business line helps these semi-literate women and empowers them to lead a meaningful life with dignity. In addition it improves farm productivity dramatically by over 200%, thereby bringing prosperity to the small farmers. Our clean energy venture is full of immense possibilities for conservation, employment generation and improvement in the health and hygiene of the working populace from rural areas. Solar lamps, solar cooking devices, solar LED lighting and a host of other domestic appliances are finding a place in the rural households. The solar pump is a novel concept which replaces the fossil fuel pump and improves the environment with low or no carbon emission. Besides, it saves the farmer from the erratic grid power supply and its ever-rising cost. The solar water purifier, means to provide safe drinking water to the masses is in the making.

A good part of the profit that the Corporation generates through the above activities is invested in the promotion of the cultural, educational and social lives of the community. Our



Children of Anubhūti English Medium School-2

thrust on education, particularly rural and agriculture-oriented education, finds an expression in the Anubhuti chain of educational institutions. The Anubhuti residential school located at our Divine Park (Jalgaon) campus is developed for preserving Indian heritage and culture in young minds, while preparing them for global



Anubhūti - The sprawling green campus - A bird's eye view




Children of Anubhūti English Medium School-2, Jalgaon

competitiveness and competence. The Anubhuti day school located in the centre of Jalgaon town provides free education, food and uniform to children of the most deprived below poverty line families. In addition, two rural schools and an agricultural college are established at Wakod village in District Jalgaon. The proposed private agricultural university marks our foray into the domain of tertiary education with unique focus on sustainable agriculture, clean energy, water and food security. Our educational initiatives have brought smiles on the faces of those who live their lives in abject poverty.

If you think of any constructive human endeavour for the community, we would like to be a part of it. We staunchly believe that such an approach has taken us to global heights, notwithstanding our humble beginnings, the extraordinary odds, and the semi-rural location from where we operate. Given the social goodwill we enjoy, the business flourishes – harmoniously and peacefully. The associates are an extended part of our family. They own the work, in addition to being owners of the organization by way of being shareholders.

The transparency and fairness with which we conduct our business also keeps our entire supplier chain and distribution network happy.

Over the past few years, reading of Gandhiji's literature and subsequent reflections deeply impacted my thought process. I discovered that much of it is closely aligned to Gandhiji's sociopolitical and business ideology. His life is an object lesson in simplicity and sustainability. He could foresee that 'nature provides enough for everybody's needs, but not for everybody's greed'. I realized that this simple but profound message summed up our business ethos and decided to adopt this axiom as our own.



Mahatma Gandhi

Gandhiji having emerged as our role model, we decided to preserve for posterity his timeless legacy. The resulting initiative is the Gandhi Research Foundation (GRF)-at Gandhi

Teerth, Jain Hills. The President of India, Smt. Pratibha DeviSingh Patil dedicated it to the humanity in March 2012.

From the convergence of Gandhiji's ideals and our ideas, a firm conviction has developed that by following Gandhiji's path, we can generate profits for the Corporation even after making significant contributions to the society to make it sustainable. All embracing sustainability provides gainful occupation to people and adds productivity to human endeavours.

The sum of all these total activities contributes a great deal to the success of our business, and I believe, we are paid back much more than what we contribute.

We have not done anything extraordinary or out-of-the-way. I can say that anyone who cultivates this attitude will experience similar feelings. If you give, it comes back to you in greater measure. However, do not give hoping to get back. Do it out of a feeling of genuine gratitude. Such gratitude will make the Corporation humble in its approach and modest in its claims.

Thank You.



Bhavarlal H. Jain,

Founder Chairman



Water : The source of all life



Land : The source of all food



Space : The source of infinite mystery



Sun : The ultimate storehouse of energy



Wind : The new-found source of energy

CEO's Statement



Dear Stakeholders,

I am delighted to communicate our second Sustainability Report-2011. This report, a humble attempt to connect and share our sustainability performance with our stakeholders has been prepared as per the guidelines of GRI-G3. It also fulfils A+ application level criterion of GRI along with food processing sector supplement. An assurance statement has been provided by DNV after assessing the report.

We, at Jain Irrigation System Limited, from the inception of our journey, have believed in our own farmer centric model. We have integrated our business verticals to put focus on water, food and renewable energy in rural areas and bringing prosperity to the farmers. We are committed to create shared value for the benefit of all stakeholders in sustainable manner. Our sustainable package for Tissue Culture Banana and Contract farming of Onion are the best examples of Creating Shared Value (CSV). We are working successfully with more than 4000 onion contract farmers for over eight years and sourcing around 25-30% of our total raw material requirement of the Dehydrated Onion facility. We are replicating our CSV concept to a wider base of farmers in the 'UNNATI' project in a valuable partnership with 'Coca-Cola Beverage Ltd., India'. The target is to achieve 50,000 ha of area under Ultra High Density [Mango] Plantation (UHDP).

We have started implementing JAINGAP with many of these farmers. We are also creating a niche in Pomegranate Tissue Culture with three different varieties.





To further enhance our relationship with farmers, we have created a path, for promoting an NBFC, namely Sustainable Agro Commercial Finance Limited (SAFL). By the time this report becomes public, SAFL will be a functional entity, headquartered at Mumbai, India. The

SAFL initiative, over a period, will attempt to fulfil the much desired need of adequate and timely finance at reasonable costs to sincere and committed farmers.

Our work for small farmers has been noted by Harvard Business School, the World Economic Forum, G-8 and G-20. The MoU with International Rice Research Institute (IRRI) signed recently for an ambitious research project to cultivate rice on drip irrigation shows our continuous commitment to innovation. We have also joined hands with International Crops Research Institute for the Semi-Arid Tropics (ICRISAT) for field crop research to convert rain-fed oilseed and pulses to drip irrigation and precision farming.

More than 17% of our total energy requirement is met from RE sources. We save more than 4000 MT of coal per annum by using mango stone for the thermal requirement for fruit processing. The electricity generated from 1.71 MW Biogas Power, 8.5 MW Solar Power, 3.3 MW Wind Power is used for manufacturing at various locations in India.

We believe that our journey with our Mission “Leave this world better than you found it” has become possible due to the invaluable contribution from our associates, our strong brand presence, social engagement and the understanding of our customers. We believe in the ‘MLM’ principle i.e “More from Less for More”. This belief is based upon Innovation, Inclusiveness and Sustainability.

We shall continue to create shared value so as to build upon the institution. It will not only last long but will also be an ever evolving dynamic entity and remain a force of good.

Looking forward to all the hard work....

On behalf of all JAIN associates around the world!

Thank you!

Anil B. Jain,
CEO and MD



White gold— cotton with drip irrigation



Ultra high-density [mango] plantation



Cabbage under drip irrigation



Ajit B. Jain, Joint MD, explaining contract farming to Dr. Nitin Nohria, Dean of Harvard Business School, and Dr. Kasturi Rangan, Professor (Marketing), Harvard Business School



Anil B. Jain, MD, explaining about Food Security at G-8 summit, Chicago



Launching Project Unnati : Atul Singh, President & CEO, Coca-Cola India and South West Asia and Atul Jain, Joint MD watering a mango sapling to mark the launch

The Business and Passion of Sustainability

An Interview with the Managing Director of Jain Irrigation

SEPTEMBER 14, 2012

Anil Jain is the second-generation managing director of Jain Irrigation Systems, a leader in developing drip irrigation for small farmers in India and elsewhere. The company is one of the 16 “new sustainability champions” identified by BCG’s research with the World Economic Forum—companies in emerging markets that have combined impressive levels of profitable growth while promoting sustainability either internally or in their customers. Knut Haanæs, global leader of BCG’s Sustainability practice, spoke with Jain about how the company has emphasized sustainability while reaching \$1 billion in revenues.

How did Jain embark upon sustainability as a target?

In our work, sustainability is a conscious decision—and not merely in terms of corporate strategy. It’s about who you are, how you live, and what you want to do. My family came from an area of rural India where water was becoming harder to get. My father sold equipment to farmers. He saw low productivity and poverty, farmers unable to work and migrating to cities. Some were borrowing at 3 per cent interest per month.

Our sustainability initiative is a matter of passion for us. Our main product is irrigation systems. We use drip systems that deliver water, fertilizer, and other nutrients to the roots of the plant. Compared with the flood-based irrigation traditionally used, these systems enable a farmer to use half as much water and fertilizer, and less electricity, too. And he will produce more. Because you’re putting water on the soil drop by drop, there is also more oxygenation in the soil. The soil stays good for a much longer period of time, so you are creating sustainable agriculture in other ways, too.

We also decided to get into the food processing business to help our customers get the right price for their crops so they can qualify for better financing. We buy mangos and onions from farmers, add value, and sell them to the people who make juice or food items. Processing these crops requires a lot of steam. So we need boilers, and boilers need coal.



So on one hand, we're helping small farmers and creating a sustainable business. But in the production process we have something that is not sustainable, creating pollution and environmental breakdown. So we use waste—mango seeds or banana peels—which give off methane gas. We create electricity out of that to help run our air conditioners as well as our boilers.

What are some elements of this culture of sustainability?

My father believed that farmers' income was more important than his own. "As long as they make money, I'm sure I'll make money." That has been our focus, and to do it we use technology, the best technology available in the world, because technology and excellence go hand in hand. In that sense we are very modern, but at the same time, we are really traditional in our value system.



Did the external environment in any ways push or pull you, or was it all inside out?

We operate our business in terms of values shaped entirely on our own. But the outside did shape some of the business. The federal government of India and the state government decided to subsidize farmers in buying irrigation, and that allowed us to sell more. But we didn't get into this business because someone in the government said, "Oh, my God, there's not going to be enough water." A lot of people are looking at climate change and environmental issues as a business opportunity. Our approach has not been that. We also never believed in merely positioning ourselves. Let's say we sell tobacco, which will harm people, and then we do something else to show that we are also helping society. Our view has been, Why not do the right thing from day one? Do your business in the right way, help society, and help yourself by creating products and solutions of value and sharing in that value.

Did you face any challenges, any resistance in that line of thinking?

More Crop Per Drop[®] Yes, there were challenges. We had a slogan that farmers could grow more from less, and a lot of people didn't believe it. We had to take the time to show them it was doable. People's mindset is always the biggest challenge that we face. That includes challenges at the government policy level. People initially weren't willing to give us permission to import the technology. They said, "Why do you have to spend money to bring this over? We've been irrigating for thousands of years." We worked in various ways to overcome this mindset. We took some farmers outside India to



show them—seeing is believing. We also created farms in India where we could show the technology. We demonstrated good agricultural practices, similar to good manufacturing practices. We built the dealer network (which meant training the dealers) and hence created a new ecosystem.

Did you face any internal challenges with your employees?

There we have been lucky because we have led by example. We also follow the son-of-the-soil approach. So mostly we have promoted young people within the company, whoever they may be. Somebody who was a sweeper in my father's shop later on becomes the general manager of marketing for all piping divisions. We followed many different kinds of people and focused not on professional qualifications but on job experience, sincerity, and loyalty.

What are your goals for the future?

We have come a long way from where we started, but we have a longer way to go. Maybe we have enriched the lives of over 3 million farmers with 5 million acres. But there are 100 million farmers in India, with 140 million acres under cultivation. Most of them still work with flood irrigation, and you can switch them on at least 50 million acres. With food processing, we handle mangos, onions, bananas, and a few others, but we could help farmers link to better markets for other crops as well.

In terms of spreading the concept that you can produce more from less, and do it in a sustainable way while creating economic growth, we have succeeded. We have shown that it works in the smallest sites, and across different geographies and climates. We just need to do it with a much larger quantity going forward.

How would you describe how sustainable you are currently?

In terms of our values, our philosophy, we are very much there now. For products, whether irrigation systems or food processing or solar pumps, I think we are 80 per cent there. But in our production and distribution, and our own full impact on the environment, I think we are maybe 50 or 60 per cent. We need to do more work there.

How would you advise other companies that want to find a way of thinking about sustainability?

I think the starting point is that you've got to feel it in your heart; you have to have a passion for it. You can't be forced to do it. If you are supposed to do it by regulation or by the outside world, then you'll do the minimum required; it's one more box to check off. You must also understand the reality on the ground and see how one activity could create problems elsewhere. You have to understand the equation, the balance in terms of resource management and development growth. You must try to learn and to build a solution in a sustainable manner, and focus on the long term.

Not many companies are taking this road, so you find a lot of difficulties. You don't get enough capital, the resources are not enough, and people don't have the mindset. So you have to be a cheerleader and a teacher, you have to manage adversity, you have to be good at communicating with your partners. You have to lead by example and walk across some hot bricks.



Tribal farmers from Banaskantha District, Gujarat : beneficiaries of Jain Drip Irrigation Systems meeting Bhavarlal H. Jain , Founder Chairman at IIM, Ahmedabad, the mecca of Indian management

Organizational Profile

Jain Irrigation Systems Limited (JISL) is a transnational organization headquartered at Jalgaon, Maharashtra, India.

It manufactures a range of products in diverse fields which are nevertheless focused on its main stakeholder; the farmer. JISL's entire activities are centred on and around the farmer, farm and farming. Consequently, JISL has emerged as the leading Indian multinational agribusiness organization operating in diverse but integrated segments of the agribusiness value chain. A mapping of its various categories of products and services demonstrates this effectively.



We keep Nature happy. Nature keeps us happy.

JISL's Diverse and Integrated Products and Services

Agriculture Division

- Agricultural R&D
- Farming
- Tissue Culture
- Organic Manure

Pipe Division

- PVC Pipes and Fittings
- PE Pipes and Fittings
- Well Casing
- Screen Pipes
- Corrugated Pipes

Food Division

- Dehydrated Onion and Vegetables
- Fried Onion & Vegetables
- Frozen (IQF) Vegetables
- Aseptic Fruit Purees and Concentrates
- Frozen Fruit Purees and Concentrates
- Frozen (IQF) Fruits
- Canned Fruit Purees and Concentrates

MIS Division

- Drip Irrigation
- Sub Soil Irrigation
- Sprinkler Irrigation
- Green House

Sheet Division

- PVC Free Foam
- PVC Celuka
- PVC Rigid

Green Energy Division

- Solar Water Heaters
- Solar Pumps
- Solar Lights
- Solar Power Pack
- Solar PV Power Plant
- Wind Hybrid Systems
- Biogas Power Plant

JISL employs over 7247 associates as of March 2011. JISL is a public limited company listed on the Bombay Stock Exchange of India and the National Stock Exchange of India. It is also listed on the Luxembourg Stock Exchange.

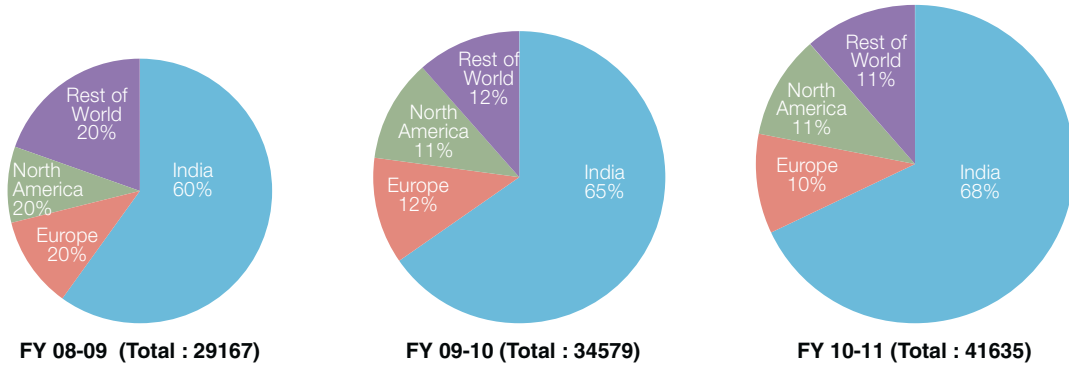
JISL has a turnover of INR 34,216 million with 27 manufacturing plants spread over 6 continents with assets value of INR 14,706 million as on March 2011.

JISL has presence in 120 countries through its global network of 3000 dealers and 900 distributors.

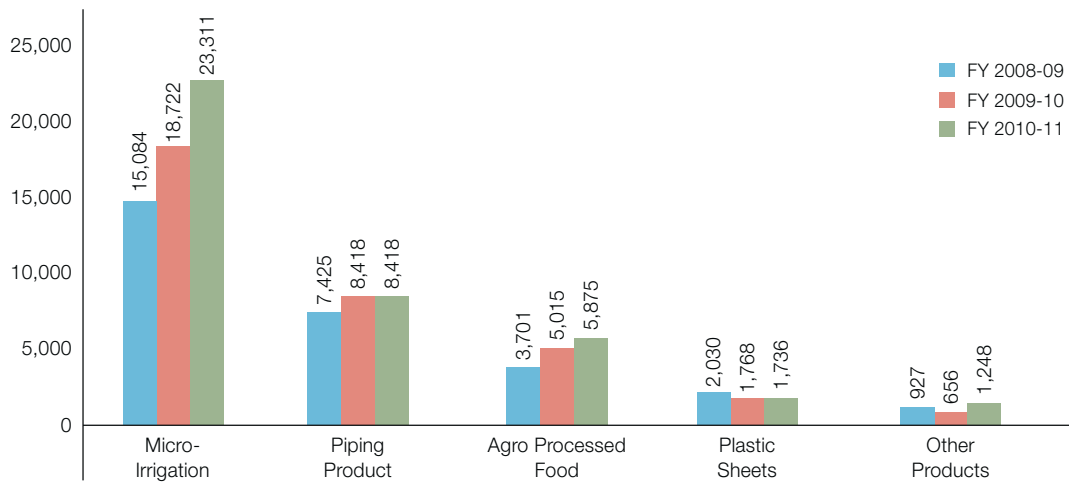
JISL has evolved a unique, custom business model through forward and backward integration, which offers intrinsic benefits to farmers and rural population. These benefits are directly derived from hi-tech agri inputs, MIS equipment, food processing activities and renewable energy division.

JISL has lived up to its commitment of driving profitability in partnership with all stakeholders. Such inclusive profitability is what makes the organization's growth sustainable. The financial snapshots that follow demonstrate this aspect.

Revenue of Business According to Geography (INR millions)



Revenue According to Segments (INR millions)



Apple grown under drip irrigation



Pomegranate grown under drip irrigation



Drip irrigated cotton for harvest



Growing onion seeds



Landscape with sprinkler



Greenhouse structure



Different ranges of Ribbed Pipes



Installation of 1600 mm HDPE Pipe



HDPE Pipe installed on the slopes of Himalayas



PVC Pipe for water supply



State-of-the-art packaging of fruit pulp and puree



Onion dehydration facility



Quality control of Tissue Culture plants



Vermi-compost plant



Abundant yield of oranges with Bio-Samruddhi



8.5 MW Solar power plant at Energy Park, Jalgaon.



Jain Solar Water Heating System




Jain Solar Lantern



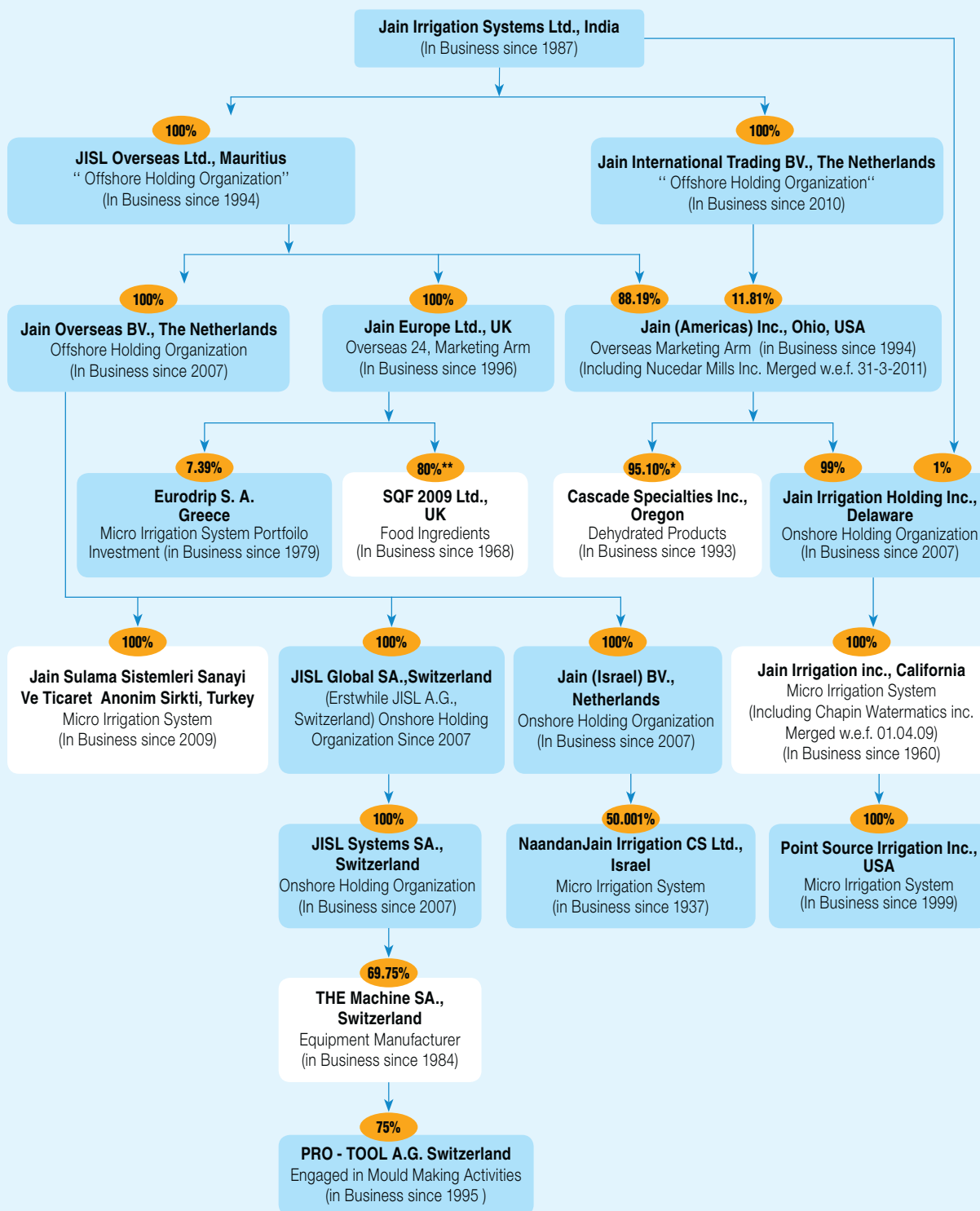
Solar Water Pump

The best technology at work for the smallest farmers



Organizational Profile

Operational Structure






Note

* Jain (Americas), Inc. USA has increased its stake in Cascade Specialties Inc. after 31st March 2011 from 88.10% to 95.10% according to shareholder agreement.

** Jain Europe Ltd. UK has increased its stake in SQF 2009 Ltd. UK after 31st March 2011 from 80.00% to 85.00% according to shareholder agreement.

We care for mother earth
Can Adamoglu, COO of Jain Sulama Sistemleri Sanayi Ve Ticaret A. S., Adana, Turkey



-  Manufacturing plants included in the boundary of report.
-  Manufacturing plants not included in the boundary of report.



World Operations

 Corporate Offices  Plants  Warehouses & Sales Offices

Continent	Plants	Warehouses & Sales Offices	Distributors
South & Latin America	2	5	200
North America	6	8	257
Europe	4	9	253
Asia (Other than India)	3	-	26
Australia	0	1	150
Africa	-	-	15
Total	15	23	901

Not to Scale



India Operations

Corporate Offices
 Plants
 Offices
 Depots

State	Plants	Offices	Depots	Dealers
Maharashtra	5	18	9	1256
Madhya Pradesh	-	1	3	173
Karnataka	-	5	2	234
Gujarat	2	5	2	242
Tamil Nadu	1	6	3	104
Rajasthan	1	3	4	90
Andhra Pradesh	3	21	5	270
Other States	-	22	12	342
Total	12	81	40	2711

Manufacturing Plants, R&D Facilities in India : 1978 - 2011



Drip and Sprinkler Irrigation Systems, Greenhouses, Plastic Piping and Plastic Sheets :
Jain Plastic Park, Jain Fields, Bambhori, Jalgaon, Maharashtra (India)



Drip and Sprinkler Irrigation Systems and Plastic Piping :
Jain Plastic Park, Kondamadugu, Andhra Pradesh (India)



Drip and Sprinkler Irrigation Systems and Plastic Piping :
Jain Agri Industrial Park, Udumalpet, Tamil Nadu, (India)



Drip and Sprinkler Irrigation Systems and Plastic Piping :
Jain Plastic Park, Bhavnagar, Gujarat (India)



Drip and Sprinkler Irrigation Systems and Plastic Piping :
Jain Plastic Park, Alwar, Rajasthan (India)



Fruit Processing :
Jain Food Park, Jain Valley, Jalgaon, Maharashtra (India)



Onion and Vegetable Dehydration :
Jain Food Park, Jain Valley, Jalgaon, Maharashtra (India)



Fruit Processing : Jain Food Park - I, Chittoor, Andhra Pradesh (India)



Fruit Processing : Jain Food Park - II, Chittoor, Andhra Pradesh (India)



Onion and Vegetable Dehydration :
Jain Food Park, Dhobikuva, Baroda, Gujarat (India)



R&D, Demonstration and Tissue Culture Facility :
Jain River Bank, Takarkheda, Jalgaon, Maharashtra (India)



R&D, Demonstration and Training Centre, Tissue Culture Lab and Agri Biotech Lab : Jain Hills, Jalgaon, Maharashtra (India)



Solar Products :
Jain Energy Park, Jain Valley, Jalgaon, Maharashtra (India)

Manufacturing Plants, R&D Facilities Abroad: 2006-2011



Drip Irrigation Systems :
Jain Irrigation Inc., Watertown (USA)



Drip and Sprinkler Irrigation Systems :
Jain Sulama Sistemleri Sanayi Ve Ticaret A. S., Adana (Turkey)



Drip Irrigation Systems :
Jain Irrigation Inc., Fresno (USA)



Drip and Sprinkler Irrigation Systems :
NaanDanJain Irrigation CS Ltd., Naan (Israel)



HiTec Injection Molds and Hortunner Systems :
Protool, (Switzerland)



Onion Dehydration :
Cascade Specialties, Boardman (USA)



Sleaford Quality Foods Ltd. : Sleaford (UK)



Driptube and Pipe Mfg. Equipment : THE Machine S.A. (Switzerland)



Plastic Building Products :
Nucedar Mills Inc., Chicopee (USA)

Report Parameters

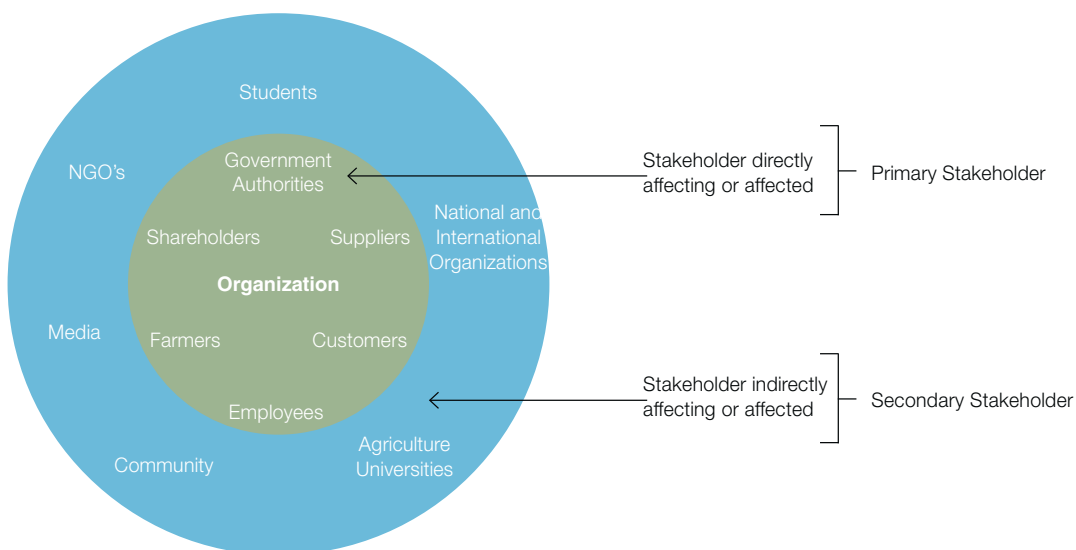
Boundary of Report	
Boundary of Report -2009- 2011 Plant Locations In India	Boundary of Report -2009- 2011 Plant Locations in Overseas
Jain Plastic Park, Jalgaon, Maharashtra	Chapin Watermatics, Inc. Watertown, NY, USA
Jain Plastic Park, Kondamadgu (A.P)	Cascade Specialties Inc. USA
Jain Plastic Park, Udumalpeth (Tamil Nadu)	THE Machines SA, Switzerland.
Jain Food Park, Jalgaon, Maharashtra	Sleaford Quality Foods Ltd. [UK].
Jain Food Park, Chittoor : (A.P) Food Plant - Unit No.01 and 02	Jain Sulama Sistemleri Sanayi Ve Ticaret AS. Turkey
Jain Food Park, Baroda, Gujarat	Jain Irrigation Inc. California, USA.
Jain Energy Park, Jalgaon, Maharashtra	NuCedar Mills, Inc. Massachusetts, USA.
Jain Agri Park, Jalgaon, Maharashtra	
Plants in India and Overseas excluded from boundary of Report 2009-2011	
Jain Plastic Park, Alwar, Rajasthan, India Jain Food Park, Bhavnagar, Gujarat, India	Jain Irrigation Inc., Florida, USA NaanDanJain Irrigation System Ltd. [Israel, Brazil, Spain, Chile] Pro Tool AG – Switzerland
Projected timeline for complete coverage	Sustainability Report -2013

Report Profile	
Reporting Period	FY 2009-10 to 2010-11
Date of most recent previous report	FY 2008-09
Application level of previous report	A+ and GRI checked
Reporting cycle	Biennial
Assurance and verification Agency	Det Norske Veritas, Bangalore(DNV)
Assurance and verification standard	AAS1000
Current Application level of report SR 2009-11	A+
Contact point for questions regarding the report or its contents.	Dr. Santosh K. Deshmukh
	Chief Coordinator – Corporate Sustainability
	sustainability.cell@jains.com

Stakeholder Engagement and Materiality

As the businesses of the world transcend national boundaries in a seamless, globalized environment, the definition and implication of the term stakeholder has evolved to new levels. The future business scenario is beyond the conventional framework of price, product, place and promotion. For sustaining the business it is necessary to involve one more important and necessary component i.e. People. The people, who are involved in our business activities, who will get affected by as well as affect the business activities.

JISL has identified the stakeholders that have a vested interest in its businesses and has mapped its stakeholder framework in the form of a concentrically expanding sphere. At the core of this sphere is the primary stakeholders and at the outermost realm are the secondary stakeholders of the business.



JISL understands that stakeholders engagement is the tool for mutual, sustainable and inclusive development. Hence, JISL strives to attain all level engagement with all the identified stakeholders on continuous basis through direct meetings, e-mails, telecommunication and questionnaire. We have prioritised our stakeholders, who are material to us , as mentioned below:

- Farmers
- Associates
- Customers
- Suppliers/contractors
- Shareholders, investors and providers of capital
- Government
- Community
- International community



Farmer toiling in his field is our major stakeholder

Farmers

Farmers are valuable and critical stakeholders. They are not only our customers but also our suppliers. This segment of stakeholders comprises small, medium and large landholding farmers. As an agricultural organization, the economy and sustainability of the organization depends on the prosperity of farmers.

Secondly, this segment of stakeholders is the most affected by government policy, environmental and climate change, market conditions, natural disaster, food price crises and financial crises. On this basis, the organization is constantly analysing the needs of the farmers and finding modes and means to empower, engage and serve this segment of the stakeholders. The organization primarily focused on empowering the farmers with the strong belief that “Agriculture is Our Culture” and it is the “Profession with Sustainable Future”.

The frequency of engagement is ongoing and some of the modes of engagement are:

- Training and extension activities were carried out throughout the country covering 1,64,000 farmers in 15 states in the period 2009 to 2011.
- The organization has its own R&D farm to carry out various experiments on crops like pulses, oil seeds, cereals, fruits, vegetables and fodder crops.
- The organization is also running a training centre- Jain Gurukul for farmers, students, Government officials etc. where annually more than 40,000 people visit.

Farmers—our partners in progress

Sugar cane under Subsurface Drip System

Name of Farmer	Mathivannan
Address	Thamarakki, Dist. Sivagangai, Tamil Nadu
Crop	Sugar cane
Variety	Co 86032
Soil	Red alfisol (garden land)
Drip	JTA 16 4 60 class 2
Installation	Subsurface drip system
Total area (acre)	3.5
Date of sowing	5.01.2009
Drip installation date	4.01.2009
Lateral spacing (feet)	6 (1 lateral for each dual row of cane)
Planting distance (feet)	6 (cane planted in dual row)
Cost of drip system (₹/acre)	35,000
Drip cost per year per acre (7year life)	5000
Cost of cultivation (₹/acre)	52,400
Total cost (crop+drip cost of 1year)	57,400/acre
Yield (Tonne/acre)	74
Price of Sugarcane (₹/Tonne)	2000
Gross Return (₹/acre)	148,000
Net income (₹/acre)	90,600
Benefit to cost ratio	1:1.6
Yield in flood irrigated in the same field previous year (tonne/acre)	38
Incremental yield in drip (tonne/acre)	36
incremental income in drip (₹/acre)	72,000

Subsurface drip is a necessity because of mechanical harvesting in Sivagangai to overcome the difficulty of labour shortage.

It helped Mathivannan to get 74 t/ac cane yield in place of a mere 38 t/ac which he used to get under conventional flood irrigation.


He has earned 72,000 INR /acre just by changing the irrigation and fertilizer technology.



Potato under Jain Drip Irrigation System

Name of Farmer	Ashok Varma
Address	Village : Hasalpur, Mhow, Indore, Madhya Pradesh
Crop	Potato
Variety	Kufri Jyoti & Kufri Lakar
Soil	Clay loam
Drip details	JTL, 16 4 50
Class 2	
Total Area	1 acre
Crop spacing (feet)	1 (row)
Lateral spacing (cm)	90
Cost of drip system (₹/acre)	42,000
Cost per year (7 year life) ₹/acre)	6000
Cost of cultivation (₹/acre)	18,000
Total Costs includ. drip (₹/acre)	24,000
Yield (Tonne/acre)	21
yield under flood (tonne/acre)	10
Price of potato (₹/tonne)	7620
Gross return in drip plot (₹/acre)	1,60,000
Net income under drip(₹/acre)	1,36,000
Gross income under flood (₹/acre)	76,200
Incremental income under drip (₹/acre)	83,800
Benefit to cost ratio	1:5.7

Drip fertigation on Potato is a well established production technology giving very high tuber yields. Ashok Varma of Indore is one such happy farmer earning 1,36,000 per acre in 5 months. He used to earn less than half of that in the past with conventional flood irrigation. His B:C ratio is really phenomenal. For every rupee invested he gets 5.7 rupees.



Onion under Jain Drip Irrigation System

Name of Farmer	Dagaji Keshav Patil
Address	Panchak, Tal. Chopda Jalgaon, Maharashtra
Crop	Onion
Variety	JV 12
Soil	Medium Black Soil
Drip details	JTA 16mm, 60cm, 4 lph
Total area (acre)	2
Crop spacing (feet)	12x10 (RowxPlant)
Lateral distance (feet)	4.5
Cost of drip system(₹/acre)	25,000
Cost per year considering 7 years drip life (₹/acre)	3571
Cost of cultivation(₹/acre)	15,000
Total cost of cultivation including drip @₹/acre)	18,571
Yield (tonne/acre)	20
Yield under flood (tonne/acre)	12
Price of onion (₹/tonne)	3,000
Gross return in drip (₹/acre)	60,000
Gross return under flood (₹/acre)	36,000
Net income under drip (₹/acre)	41,429
Incremental income under drip (₹/acre)	24,000
Benefit to cost ratio	1:3

Drip fertigation on onion is a well established production technology giving very high bulb yields. Dagaji Keshav Patil of Panchak village is one such happy farmer earning Rs. 41,429 per acre in 4 months. For every rupee invested he gets three rupees under contract farming with Jain Irrigation.



Cotton under Jain Drip Irrigation System

Name of Farmer	Sudhakar Barsu Patil
Address	Shelapur, Dist. Buldhana, Maharashtra
Crop	Cotton
Variety	Mallika
Area under cotton drip	5.5 acre (2008-09)
Soil Type	Medium
Spacing (feet)	4 x 2 (Row x Plant)
Lateral	12 mm Inline 60 cm drinker discharge 4 lph
Date of sowing	12.06.2008
Fertigation	Partial drenching of Chlorophyriphos for mealy bug through drip
Fertilizers	As per standard dose
Inter crop	Maize on drip
Spraying	For sucking pest, mealy bug control Foliar spraying/feeding
Drip cost per year (considering 5 years life) (₹/acre)	3500
Cost of cultivation (₹/acre)	18000
Total cost of cultivation (₹/acre)	21500
Yield (quintal/acre)	32
Gross return (Price-₹ 3000/quintal) (₹/acre)	96000
Net profit (₹/acre)	74500
Benefit to cost ratio	1:3.46


Pre-monsoon cotton cultivation has been made possible with the least water availability. Yield has tripled compared to flood irrigation. Produce is clean and easy to pick. Incidence of weed is reduced and harvest time has been brought down.



Wheat under Jain Rainport Sprinkler

Name of Farmer	Virendra Singh
Address	Village Bhatvada, Dist. Pratapgarh, Rajasthan
Crop	Wheat
Total area (Ha)	2.3
System details	Rainport
Lateral spacing (m)	9
Nozzle spacing (m)	9
MIS yield (quintal/Ha)	45
Cost of cultivation (₹/acre)	16000
Cost of cultivation (₹/Ha)	40,000
Price of wheat (₹/quintal)	1200
Total gross income (₹/Ha)	54,000
Net income (₹/Ha)	14,000
or profit per crop for 6 months if we consider two crops per year per ha. ₹ 28000 extra income	
Yield by flood method (quintal/Ha)	30
Extra yield due to micro-sprinkler (quintal/Ha)	15 quintals

A great deal of water saving is achieved in wheat cultivation. Salinity is reduced in soil. Uniform growth of crop makes mechanical harvesting easy.



Maize under Jain Drip Irrigation System

Name of Farmer	Revender Reddy
Address	Veleru, Darmasugar Dist. Warangal, Andhra Pradesh
Crop	Maize
Variety	Kaveri
Soil	Medium black
Drip details	Inline, JTL 16 60 4
Total area (acre)	4
Date of sowing	10.06.2009
Lateral spacing (m)	1.2
Crop spacing (cm)	30 x 20 (Row x Plant)
Cost of cultivation (₹/4 acre)	33,000
Per acre cost of cultivation (₹)	8,250
Total yield (tonne/ 4 acre)	16
Yield (tonne/acre)	4
Fodder (2.5q/acre) (tonne/4 acre)	1
Drip cost (for considering for 5 yrs farmers' contribution (₹)	8,000
Total cost of cultivation (inc.drip) (₹)	41,000
total income from Maize grain sale (@ ₹. 1100/q) (₹/quintal)	1,76,000
Fodder (2.5 qtls) ₹.1600/acre) (₹)	6,400
Gross income (₹)	1,82,400
Net Profit (₹)	1,41,400
Benefit to cost ratio	1:3.4

Maize responded very well to drip fertigation giving a net income of INR 35,350 per acre per season (4 months)

Farmer got a return of INR 3.4 per every rupee invested. In flood irrigation the grain yield would be hardly 2.1 t/acre as against 4 t/acre in drip irrigation.



Banana under Jain Drip Irrigation System

Name of Farmer	Sh Basavaraj Dever
Address	Village Indi, Tal. Indi Dist. Bijapur, Karnataka
Crop	Banana
Variety	Grand Naine
Planting material source	Jain Irrigation Systems Ltd
Total area (acre)	15
Crop spacing (feet)	5.5 x 5.5
Plantation date	September 2009
Cost of plant (₹/acre)	20,691
Drip Details	Online dripper JTKP, 4 lph, dripper spacing
	75 cm
Dripper per plant	2
Cost of drip system (₹/acre)	23,000
Drip cost per year considering	
7 years life (₹/acre)	3285
Cost of cultivation (₹/acre)	82,217
Total cost of cultivation (₹/acre)	85502
Yield (tonne/ acre)	45
Price of banana (₹/tonne)	7250.00
Gross return (₹/acre)	3,24,000.00
Net income (₹/acre)	2,38,498.00
Benefit to cost ratio	1:2.8

Doubled the yield. Very attractive colour and lustre. Even and large-size fruits with long shelf life.



Groundnut under Jain Rainport System

Name of Farmer	Umeshbhai Ranchhodbhai Patel
Address	Dawad, Dist. Banaskantha, Gujarat
Crop	Groundnut
Variety	Sardar 20
Total area (acre)	2.40
Sprinkler system details	Rainport 5022
Lateral spacing (m)	10
Nozzle spacing (m)	10
Cost of Rainport sprinkler system excluding 50% subsidy (Rs/acre)	44,356
Sprinkler cost/year considering 10 year life (₹/acre)	4,435
Cost of cultivation (₹/acre)	8,000
Total cost of cultivation (₹/acre)	12,435
Yield (quintal/acre)	12
Price of groundnut (₹/quintal)	2,300
Total gross income (₹/acre)	27,600
Net income (₹/acre)	15,165
Yield by flood method (quintal/acre)	6
Extra yield due to micro-sprinkler (quintal/acre)	6
Incremental income under sprinkler (₹/acre)	13,800
Benefit to cost ratio	1: 2.21

Groundnut responded very well to Rainport sprinkler irrigation giving a net income of ₹ 15165 per acre per season

In flood irrigation the grain yield would be hardly 0.6t/acre as against 1.2 t/acre in sprinkler irrigation.





Associates and their family members along with Founder Chairman Shri Bhavarlal Jain at the time of distribution of Nano cars

Associates

Associates (Employees) are the real asset of the organization. At JISL, the relationship between the organization and associates is like that of a big family, marching ahead with a common purpose and mission. The organization understands the importance of actively engaged associates; hence at all levels we interact with the associates to understand concerns, expectations, family background and importantly how the associates feel about the work experience.

Work Ownership is a home-grown notion which propagates a central thought among the associates that he owns the organization, and that is why he owns the work he does in the organization. The principle of mutual accountability is the driving force of this notion.

Some of the engagement activities are:

- As recognition of the performance and the long service, 47 more Tata Nano cars were presented to the deserving associates on the occasion of “Bhaubeej” (Diwali) in 2010.
- The organization has initiated consultancy and treatment program for infertility among its associates. 29 affected associates have benefited from this all-expense-paid program.
- The organization conducts SAHKARI KAUTUMBIK SAHAL (Associates’ family tour) to its various plants and other facilities for the families of associates. During this full-day trip visitors are shown all the facilities of the organization. Totally 115 such visits involving 4,537 family members of 984 associates have been conducted.

- A special initiative for the children of the associates VIDYARTHI UTKARSHA ABHIYAN aimed at providing educational coaching has yielded good results. The first batch of these beneficiary children appearing for SSC examination has produced 100% result. Under this initiative, special attention is paid to aspects like Intelligence Quotient and Aptitude Test, which make the participants more competitive and confident. The number of student benefited is 88 and 100 in FY 2009-10 and FY 2010-11 respectively.

- Apart from academic coaching initiative, 15-day residential "Personality Development Camp" was organized for the children of the associates. Total 89 and 113 children benefited from this Initiative for FY 2009-10 and FY 2010-11 respectively.

- The organization continued its tradition of providing moral and material assistance to the meritorious and/or needy children of associates through academic scholarships. 261 children have benefited by these scholarships amounting to INR 3.86 million.

- A package of 10-day 'Maharashtra Darshan' pilgrim tour covering state-wide religious destinations is being conducted by the organization. The tour is tailored for associates in the 45+ age group and their parents and grandparents. In the reporting period, 7 pilgrimage tours have been conducted involving 137 associates and 189 parents and grandparents of associates.

- The organization organizes a blood donation camp every year on 6th September on the occasion of the death anniversary of late Smt. Kantabai Bhavarlal Jain, wife of the Chairman. This year total 588 units of blood were collected.

The above range of activities has produced excellent returns for the organization. The management-associates relationship has been strengthened by intangible benefits like enhanced levels of motivation, dedication, loyalty, and involvement.



Families of associates visiting our manufacturing facilities



Children of associates undergoing training at summer camp



Pilgrimage tour for associates' parents



Blood donation camp

Customers

The key driver for the innovation in business is ever changing demand of the customer. In today's scenario, Aware customer is an important component of business chain. As earlier the key expectations of customers are on timely delivery, quality and price of product but now the purchasing decision of customers are increasingly influenced by social and environment performance of organization as well as product and service that the organization offers.

The organization has always welcomed and lived up to customer expectation and aspirations. Our efforts are to engage with our customer through our product and services which help them too for improving their overall environmental and social performance.

The organization has proper mechanism to engage with customer. The organization actively participates in regular customer audit conducted in any of our facilities, majors among them being The Hindustan Coca-Cola Beverages Pvt. Ltd., Nestle, Alcatel, McCormick and Unilever. The organization has also established a practice of obtaining work completion certificate from its customers. This input helps in minimizing the gap between the deliverable and actual satisfaction levels of the customer.

CASE STUDY : Our valued customer in Turkey : YALTIR A S.

This organization forms an important and formative customer after our entry in the Turkish market for our irrigation systems with modern automated solutions. This is a family owned farm organization established way back in 1910. In addition to growing various field crops, vegetables and fruits, they have specialized in strawberry production for last 21 years. They have installed JAIN Irrigation systems over 100 acres of land with fully automatic system. The volume of fresh strawberry is around 10,000 tonnes, making them the leading producer and supplier for the Turkish export and domestic market. For more details please log on to www.yaltir.com.tr

Major Customers are:

India : Farmers (in all categories—marginal, medium and large), Aditya Birla, Bharti, BSNL, Hindustan Coca-Cola Beverages Pvt. Ltd, GGRC, Gujarat Gas, Unilever, HFCL, Hutch, IGL, IVRCL, Larsen and Toubro, Mahanagar Gas, Nestle, Power Grid, Tania Constructions, BEFESA, Ramky, Reliance, Tata, etc.

Overseas : Farmers (in all categories—marginal, medium and large), Alcatel, Amari Plastics Plc., Cargill, Coca-Cola, GE, General Mills, Innocent, Kerry, Mars Incorporated, McCormick, Mitsui and Co. Ltd., Nestle, Polytrim, Saarioinen, Schumacher, SVZ Industrial Fruit and Vegetable, Taiyo, Unidelta, Vinky, Worlee.

Suppliers

The Supplier is a very important link of JISL's value chain. With active participation of its supplier, the organization is developing a comprehensive supplier engagement process for meeting mutual concerns and expectations. Presently organization is in the process of evolving a supplier selection policy that binds them in range of qualifying criteria and the organization aims to establish and implement this supplier policy by 2014. Realizing its social obligation to the environment and local community within which the organization operates, it has maintained a long tradition of preferring local suppliers, provided they are meritorious and qualified.

**CASE STUDY : Our valued supplier at Cascade Specialties in Oregon, USA :
MERCER CANYONS, INC**

Mercer Canyons are valued suppliers of raw onions to Cascade Specialties. This organization was formed in 1959 in the midst of Washington State's Horse Heaven Hills. The John Day Dam on the Columbia River supplies water for irrigating the crops in a region with sandy soils and a cold desert-like climate. Most of the irrigation is done with centre-pivot systems. In addition to onion, the organization also grows carrots, potatoes, grass seed, corn, garlic with organic in 7,200 acres of land. This is a GAP and GHP certified farm by USDA. Recently received awards are:

- Environmental Stewardship award by the National Potato Council.
- Wildlife Farmer of the Year Award by Washington Association of Conservation Districts
- Association of Washington Business, awarded to the Mercer Estates with Environmental Excellence.

For more details log on to www.mercercanyons.com.

Contract Farming : This is an innovative approach of engaging farmers in a mutually beneficial manner. Under Contract farming mechanism the organization provides agricultural inputs like seed, MIS and comprehensive package of extension services. At the end of the crop cycle, the produce is bought back by the organization with minimum support price or market price whichever is higher. At present 3000 farmers undertake contract farming for the organization, which contributes 30% of raw material supply for food processing.



Our humble farmer in discussion with one of our associates

CASE STUDY : JAINGAP

A diagnostic study of onion and mango supply chains was carried out in August 2008, by the joint team of Jain Irrigation Systems Ltd (JISL) and International Finance Corporation (IFC) to identify the issues related to food safety, traceability and implementation of Good Agricultural Practices (GAP). The diagnostic noted that, at varying levels JISL suppliers were practising commonly noted good agricultural practices at the farm level and that it was necessary to develop an intermediate standard in order to improve implementation of good agricultural practices.

This practices at the farm level will increase productivity, cut down the cost of production as well as conserve resources.

What is JAINGAP It is a good agricultural practice certification based on and recognized by GLOBAL GAP. Its objective is to ensure that the farmers utilize the prescribed good agricultural practices for sustainable productivity enhancement. GLOBAL GAP has positioned JAINGAP as an entry level standard to implement food safety management system (FSMS) effectively among small and marginal farmers.

Monitoring and Evaluation : IFC appointed Catalysts Management Services (CMS), Bangalore, a third party monitoring and Evaluation (M and E) framework. CMS conducted baseline and end line survey, snapshot of individual farmers and focus group discussion in both Maharashtra and Andhra Pradesh.



Drip irrigated onion crops

Way Ahead

- Aim to implement JAINGAP along with Sustainable Agriculture Code (SAC) which is more comprehensive than GLOBALGAP.
- 1000 onion farmers have adopted JAINGAP and SAC this year. Mango, banana, pomegranate, citrus and sugar cane farmers are also adopting these standards.
- Aim to cover white onion and mango contract farmers under the scaled up JAINGAP and SAC standard.
- Aim to cover larger number of farmers attaining GS-1 India levels with proposed combined JAINGAP and SAC framework.



On the field JAINGAP training to farmers



On the field JAINGAP training to farmers

JAINGAP Targets and Achievements during the Project 2009-11

Indicator	Project Target (2009-11)	Achievement (2009-10)			Plan (2010-11)	Achievement (2010-11)			Cumulative Achievement 2009-11
		Onion	Mango	Total		Onion	Mango	Total	
No. of JAINGAP participants	1150 (900+250)	205	141	346	800 (700+110)	931	346	1277	1623 (141%)
No of reregistered farmers in 2 nd year						118	141	259	1364 (118.6%)
No. of farmers trained	4000	500	900	1400	2600	1200	1562	2762	4162 (104%)
No. of manuals developed	3	3	3	6	0	0	0	0	6 (200%)
No. of trainers trained	70	66	13	79	63	50	13	63	142 (203%)
No. of workshops/ training sessions	120	20	18	38	82	12	58	70	108 (90%)
No. of farmers certified with JAINGAP by 2 nd year	800	202	141	343	457	910	346	1256	1599 (200%)
No. of reregistered farmers certified with JAINGAP in 2 nd year						118	141	259	1340 (116.5%)
Number of acres under JAINGAP management	2800	357	1826	2183	3000	1715	3712	5427	7610 (272%)
Number of acres repeated under JAINGAP in 2 nd year						211	1826	2037	2037 (27%)
Number of Farmers improving practices	1000	202	141	343	657	910	346	1256	1599 (160%)
No. of farmers registered with GS1 India		205	141	346					346

Community

We have always been doing business with a social conscience. It is the strong belief of the organization that it has been able to survive and flourish as a transnational entity only because of the conducive and receptive community in which it is based. It is the stated stand of the organization that it exists due to the community, not vice-versa.

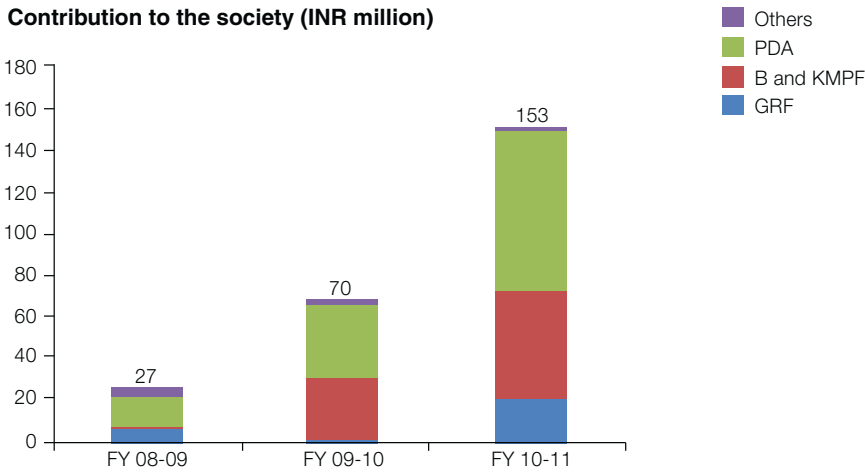
We believe that education, health, culture and environment are the pillars of a vital and vibrant society. Recognizing our social responsibility, we founded 'Jain Charities' as a Public Charitable Trust in 1982. The trust is a secular body and is there to help worthy cause of the community. This trust has its roots in rural India. The trustees are natives of local villages. They believe in paying special attention to this neglected rustic society. In keeping with its aims of creating a dynamic and energetic society, the Jain Charities has prepared its goals as below:

- Advancement of education and literacy.
- Providing of medical relief.
- Promotion of games, sports and physical fitness.

- Initiation of and support to cultural and other projects for society.
- Furtherance of environment and rural development.

The organization has voluntarily declared 5% of its PAT for community and CSR activities. This spending is invested equitably to the below mentioned not-for-profits and charities of JISL.

Contribution to the society (INR million)



1	Others	Jain Charities Bahinabai Chaudhari Memorial Trust Anubhuti Scholarship Foundation Kantabai Bhavarlal Jain Family Knowledge Institutes and Samvedana Film Foundation
2	PDA	Potential Development Academy
3	B and KMPF	Bhavarlal and Kantabai Jain Multipurpose Foundation
4	GRF	Gandhi Research Foundation

Our Social Brands



Shareholders, Investors and Providers of Capital

This is the core group of stakeholders who has provided the required financial resources for the organization's short, medium and long term objectives. This segment of stakeholder plays an important role in nurturing the organization's financial health.

The mode of engagement with this group of stakeholder is continuous dissemination of financial and corporate information through various instruments like annual reports, quarterly audited and unaudited financial reports, corporate governance reports, information regarding



Shareholder's meeting for the year ending March 2011

share-holding pattern, etc. We also submit (AMR) Annual Monitoring Report based on social and environmental performance of the organisation to IFC. The finance department also conducts periodical investor conferences with the aim of strengthening existing relationship and exploring newer avenues and resources. The organization is proactive in promptly addressing shareholder and investor issues and concerns. This effort goes beyond the realm of statutory requirement; it is a genuine endeavour to connect with this segment of stakeholder with absolute transparency and heart-felt integrity. In the reporting period, the organization has resolved all issues raised by this segment as shown in the table below :

Sr. No	Nature of issues	FY 2009-10		FY 2010-11	
		Received	Resolved	Received	Resolved
1	Transfer/Transmission of shares	17	17	16	16
2	Non payment of dividend	-	-	13	13
3	Demat / remat of shares	8	8	11	11
4	Issue of Duplicate shares	2	2	2	2
5	Loss of Shares	-	-	7	7
6	Non receipt of new shares	30	30	29	29
7	Non receipt of dividend	22	22	-	-
8	Non receipt of Annual Report	2	2	-	-
9	Others	4	4	1	1
	Total	85	85	79	79

Government and Regulatory Body

JISL engages with Government by adhering and observing all statutory and regulatory requirements of governmental, qasi-governmental and civic bodies. The organization is well connected with this group of stakeholders through the below mentioned engagements:

- Disclosing all the relevant information as required by statutory authorities
- Working closely with BIS for preparing standard on the use of plastic pipe, micro-irrigation system and also designing the micro-irrigation system
- Engaging with 24 agricultural universities for propagation of agricultural research and innovations
- Actively communicating and engaging with GOI, NABARD, and MNRE etc. for propagation of its business interests and statutory requirements.
- Government has a large role to play in spreading the use of MIS and Solar products to India's rural small scale farmers. Unless the government steps in to help farmers with capital requirement of the MIS and solar products, it would be nearly impossible to reach our goal of helping India's farmers.



Dr. Ashok Mishra signing MoU with officials of Kanpur Agriculture University. The meeting was presided by Vice Chairman Mr. Ashok Jain

International Stakeholder

JISL has a vision of global expansion on both horizontal and vertical planes. It is striving to expand its product and service offerings to international community as well as actively seeking geographical expansion through acquisitions, mergers and partnerships.

The organization is reaching out to governmental, quasi-governmental, nodal agencies, R&D institutions, academic institutions of various countries. JISL has partnered with academic and research institutions to study and develop new crop varieties in conjunction with MIS. The organization had recently signed memorandums of understanding with the International Rice Research Institute (IRRI), The International Maize and Wheat Improvement Center (CIMMYT) and the International Crops Research Institute for the Semi-Arid Tropics (ICRISAT). Also we work with Enterprise Solution for Poverty [(ESP), Founder : Nancy Barry] and Harvard Business School.

IFC has invested \$ 60 million in debt and \$ 14.47 million in equity in JISL to promote water use efficiency in agriculture via MIS. In addition to financing we engage with IFC's Performance Standard I, II, III and IV to manage social and environmental risks and impacts and to enhance development opportunities.



Atul Jain, Director (Marketing) exchanging contract documents for a joint research on propagation of rice on drip irrigation with Dr. Robert Zeigler, Director General IRRI, Manila, Philippines



Rice on drip

CASE STUDY : Tissue culture banana—A JISL model for all-round stakeholder welfare

Dr. Bhavarlal Jain, the Chairman of JISL, is steadfast in his opinion that holistic stakeholder welfare should be the yardstick for measuring corporate excellence. Such inclusive welfare occurs only when there is excellence in thought, and only when socially responsible managements expand their notion of profitability beyond profits.

The organization's activity of multi- propagating a commercial high-yielding banana variety through tissue culture technology aptly exemplifies this philosophy. It demonstrates how excellence in thought can create sustainable value chains spanning the entire stakeholder continuum. This model is reproduced here concisely to exemplify JISL's empathy-based approach to all-round stakeholder welfare.

The farmer is the main stakeholder of JISL. By planting tissue culture banana, he can produce 25-30 kilo banana bunches as compared to 10-12 kilo bunches of the conventional variety. This amounts to more than a 100% jump in yield. Secondly, the crop-cycle is also drastically reduced; from 18 months of conventional crop to 12 months of tissue culture banana. This implies a direct positive impact of 65% on productivity. As a combined effect, tissue culture banana growers' production and productivity are leveraged significantly.

The second important stakeholder is the society. As an undeclared policy, the organization employs local young ladies from nearby villages in its tissue culture laboratory. With proper training, the performance of this otherwise semi-literate rural workforce has improved by over 200%, and they are doing a fantastic job in the lab. This employment opportunity has enabled women's empowerment in a backward area in a significant manner. According to Dr. Jain, his biggest take-away is the smile on these self-assured, dignified young ladies who would have otherwise been doomed to a life of subjugation and subsistence.

In context with societal benefit, this activity has made it possible to freely avail a low-cost, highly nutritional fruit by the vast impoverished masses of India. In fact, banana is the only fruit that these people can afford.

On the conservation front, tissue culture banana crop's water requirement is drastically reduced by 350%. Subsequently, its energy requirement is also reduced by 200%. For a water-intensive crop like banana, these gains amount to substantial conservation of finite resources.

Today, India is the largest banana grower in the World and JISL is the world's largest producer of tissue culture banana plants, with sales of over 30 million plants per year. But numbers are just a by-product of the heartfelt urge to do something worthwhile. According to Dr. Jain, "It is possible to serve self-interest along with the interest of stakeholders in business. It is possible, but we must have excellence in thought behind it, an exalted motive behind it."



Anil Jain, CEO and MD, Prof. Ray Goldberg, Bhavarlal H. Jain, Founder Chairman, Nancy Barry
(from left to right)

“This is just a brief note to thank you for the privilege of interviewing you and for developing a case study on your unique and wonderful firm. I have never met such a creative person in my entire life. We owe you a great deal of gratitude for the help you give the small farmer.”

— **Professor Ray Goldberg**, George M. Moffett, Professor of Agriculture and Business, Emeritus,
Harvard Business School and Harvard Kennedy School of Government

“Jain Irrigation case should be taught to all first year HBS students as well as in the second year Business and with the base of the Pyramid class next year. This would mean that the Jain Irrigation case becomes core to Harvard Business School.”

— **Nancy Barry**, President NBA, Enterprise Solutions for Poverty

Sustainability Strategy and Analysis

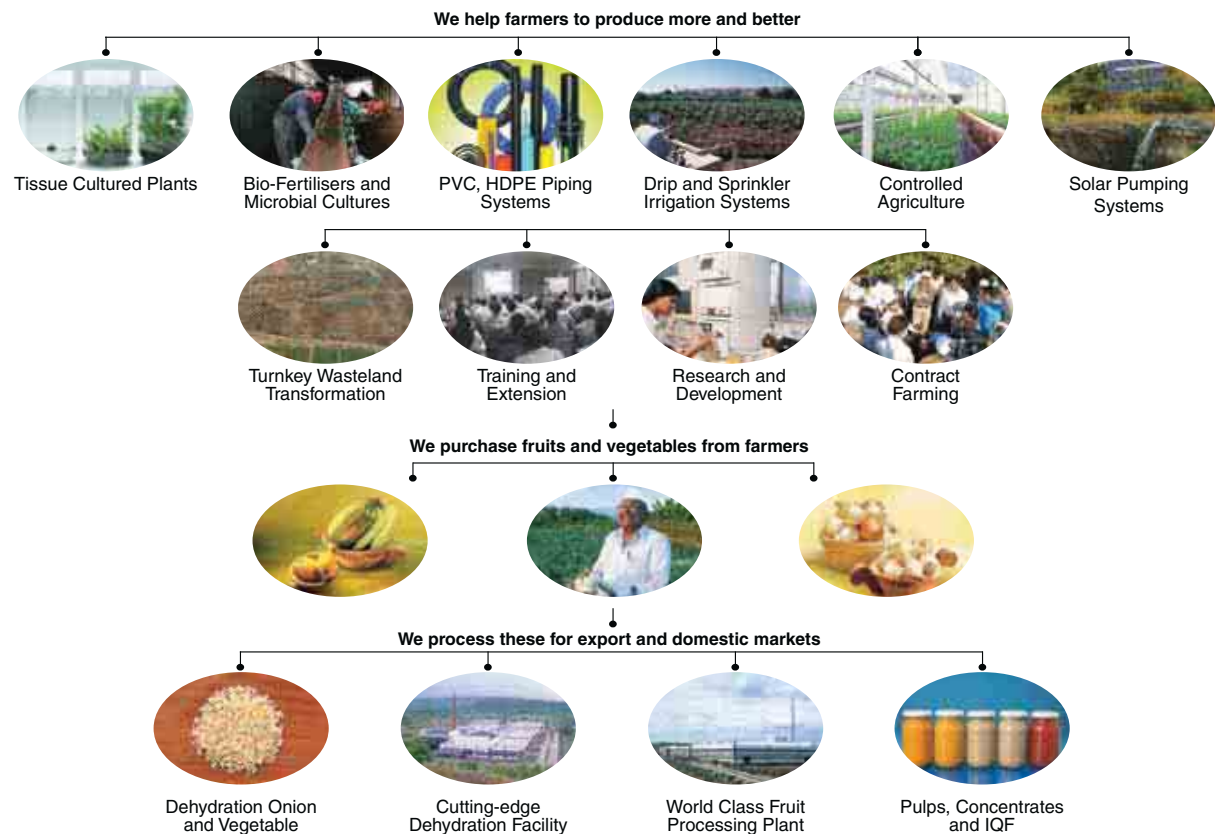
The organization continuously monitors and analyzes the worldwide Agricultural, Water and Energy market and actively works on the root causes of the problem areas. Accordingly the organization decides its business strategy for exploring and providing sustainable solutions across this inextricably linked Agri-Water-Energy value chain. We have ambitious targets and strategies for chasing the future opportunities in the Agri-Water-Energy market. The organization aims to do so with its core strength. i.e. .

- Commitment of farmer's prosperity
- Strong brand and leadership position in our businesses in India.
- Total solution provider across the agricultural value chain
- Diverse revenue streams from different geographies
- Experienced management and large pool of agriculture professionals
- Flexible and scalable business model
- Wide dealer and distribution network

While analysing the business strategy we work on the material issues of the business. We decide the material issues of the business by considering:

- Organization's overall mission and competitive strategy

Completing the agricultural value chain



- Concern expressed directly or indirectly by stakeholders
- Broader social expectations
- Organization is influence on upstream and downstream entities.
- The basic expectations expressed in the international standards and agreements with which the organization is expected to comply.

The following table shows material issues arising from diverse business operations and the organization's action and perception towards these issues.

JISL -Transforming sustainability issues into equitable growth opportunities

Issues	JISL package of solutions
Financial issues	
Return on Investment Investor and shareholders returns Share market fluctuation management Ongoing fund requirement	Ensure fair returns to the shareholders and investors by synergising profit with social responsibility. Opt for long term, sustainable, integrated and inclusive solutions for each challenge. Manage finances prudently to provide for contingency and growth requirement. Monitor interest cost and optimise borrowing mix in line with the changing market dynamics. Promote NBFC namely Sustainable Agro Commercial Finance Limited to manage finance.
Strategic issues	
Maintaining and enhancing investor confidence and trust Risk management HRD and HRM Mergers and Acquisition R&D New business	Regularly disclose economical, environmental, and social performance. Plan business continuity and risk management. Undertake proactive employee engagement initiatives Opt for environment as well as society friendly product business segments. Employ R&D as tool for long-term and sustainable solutions Continue to expand the product range so that it enhances the agricultural value chain. Pursue those acquisitions that are related to our key strengths, are synergistic and have manageable integration risks.
Operational issues	
Supply chain security and management Resource efficiency (material, energy, water and waste) Security of asset Food safety QC and QA	Undertake green supply chain initiative Strengthen and streamline existing supply chain. Enhance resources conservation and management efforts. Enforce adequate precautionary measures for security of all movable and immovable assets. Maintain and improve food safety and quality standards
Compliance issues	
Code of Conduct Rules and regulations Environment , Health and safety rules Agreements and voluntary initiatives	Be governed by an ethical code of conduct with strong emphasis on home grown beliefs and value systems. Retain core values through the present and future phases of globalization of the organization. Observe all applicable rules and laws. Ensure environment conservation and provide safe and healthy working environment by implementing EMS and OHSAS. Actively adhere to voluntary commitments and agreements
Corporate Image issues	
Corporate communication Brand value enhancement Marketing Communication Environmental conservation efforts Social communication Stakeholder welfare	Ensure proper and timely communication. Build brand value by providing qualitative and sustainable product range. Ensure required and correct information provided to customers Respect customer data privacy Engage the society on ongoing basis. Offer Eco-friendly products and services. Continuously engage with stakeholders.

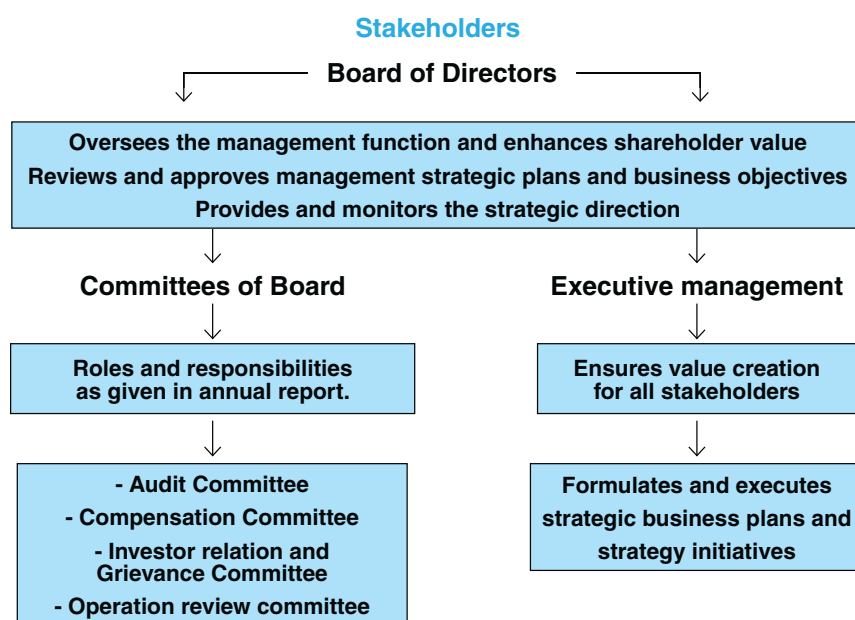
Corporate Governance

JISL's corporate governance framework is guided by the notion to set out the best management practices at all levels of strategic, tactical and operational management. The framework also embodies transparency and accountability in its operation. It also clearly sets out norms to meet the stated aims of near, medium and long-term nature.

JISL has customized its model of corporate governance and made it more responsible and responsive to all internal and external interest groups.

The organization acknowledges its responsibilities towards the entire spectrum of its stakeholders. This is met through integrity and transparency in its dealing, and delivering products and services of uncompromising quality.

The organization acts in compliance with the requirements of the revised guidelines on corporate governance stipulated under clause 49 of the listing agreement with the stock exchanges. A code of conduct is framed and adopted in the pursuit of excellence in corporate governance. The organization's governance structure with the stakeholder at the top, and its conceptual depiction is as under:



At present the Board of Directors has six independent members and five Executive directors. This constitution has been worked out considering the diverse businesses of the organization. Six Independent directors are seasoned professionals in their respective fields such as finance, law, agriculture etc. Their present tenure in the organization board is less than five years. The definition of independent directors is derived as per clause 49 of the listing agreement of SEBI. The organization adheres to the stipulation of the article of association, according to which the strength of the board shall not be less than three and not more than 14. For details kindly visit www.jains.com

The composition of the Board of Directors is as follows (with average age of 57 years with youngest Director being Ms Radhika Pereira.)

As on	Executive directors	Non-Executive Directors	Non-Executive Chairman (Head of Governance body)	Total	Male	Female
31/3/2011	5	5	1	11	10	1

Mechanism for Shareholder Feedback

The organization follows the practice of obtaining feedback from its shareholders on an ongoing basis. The shareholders can submit their suggestions/feedback by visiting our website and sending an e-mail to the organization. If their suggestions are found reasonable and practical, proper action is taken to take them forward. The Annual General Meeting is another forum where shareholders can freely express their concerns and give suggestions directly to the board. Organization's management conducts a quarterly investor conference to discuss quarterly financial results. Organization's management attends various investors' conferences around the world to communicate its strategy.

Other forms of mechanism include communication of all financial results of the organization to stock exchanges (where organization's equity shares are listed) as soon as they are approved and taken on record by the Board of Directors of the organization. Further, the results are published in leading Marathi dailies circulated throughout Maharashtra and leading financial newspapers published on an all India basis. These results are simultaneously posted on the website of the organization and on Electronic Data Information Filing: and Retrieval Redressal (EDIFAR).

Also, we have open door policy as well as suggestion box system in place for employees to share their views and suggestions with top management.

Compensation of the Highest Governance Body, Senior Managers and Executives

The Compensation Committee considers and recommends the compensation of Executive Directors and selected Executives at the senior level in the organization as also the allotment/ devolution of ESOP's under approved ESOP 2005. The remuneration of the governance body members and other senior management members are linked to the organization performance as the performance incentive is based on quantitative and qualitative performance criteria.

Avoidance of Conflict of Interest

JISL ensures avoidance of conflict of interest of the organization with the members of highest governance body and senior management. In terms of provisions of SEBI Regulations, 2002, as amended, JISL has formulated a Corporate Code of Conduct for JISL which include policy on conflict of interest for governance body and senior management and Code of Conduct for prevention of Insider Trading.

The organization will implement a system-based framework for precautionary approach principle by 2014. This precautionary approach framework will identify the probable risks of business and ask for mitigating and eliminating those risk.

Management's Outlook Towards Food Sourcing

“Sourcing strategy is a critical issue for sustainability of Food processing sector”

JISL strives to incorporate the food sector specific sourcing aspects which are material to us into our sourcing strategies and process. The organization has started the sustainable agriculture initiative of JAINGAP in order to improve and implement good agricultural practices. Since 2001, the organization has formulated and implemented raw material sourcing policy for onion. 2379 farmers are covered under this and almost 30% of total raw onion is purchased under this sourcing policy. Through this contract farming and JAINGAP initiative, JISL ensures market price and good agronomic support to the farmer. In turn, the farmer ensures price for the raw material.

We are also looking toward the implementation of JAINGAP for the mango plantations.



Attempt to cover maximum agriculture sourcing under JAINGAP

Food Processing Performance Measures

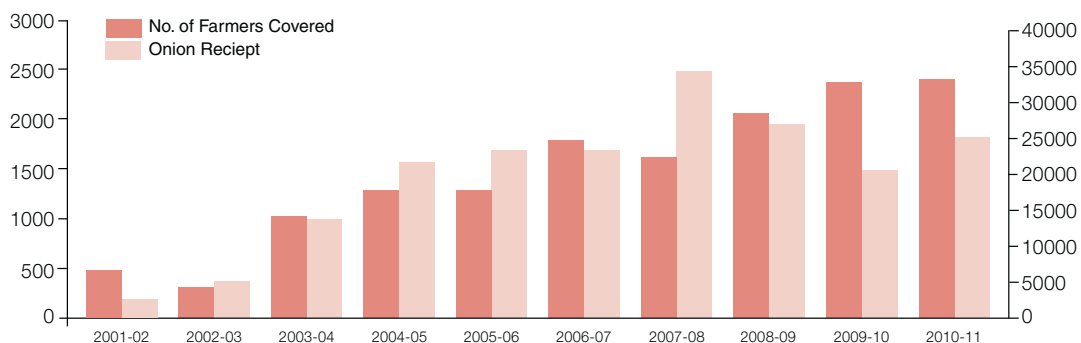
Farm Fresh

The organization understands that sourcing is an issue of critical importance to the sustainability of food processing sector. As this sector depends on agriculture for its raw material, it carries inherent material risks such as child labour, water scarcity etc. which can affect food processing companies, the society and the environment at large.



Also the primary product i.e. the raw material of this sector is often outside the direct control of the food processing organization. Therefore it is necessary to consider and drill down the concept of sustainability throughout the sector's supply chain. As part of this effort, the organization has formalized and implemented the raw onion purchase policy. The following graph shows the quantity of raw onion purchased and the number of farmers covered under this sourcing policy.

Year wise Onion Receipt & No of Farmers covered



Cascade Specialties, Inc.

This subsidiary of JISL has been committed to producing quality dehydrated onions since its establishment in 1993 and continues to produce quality products from seed to harvest. The organization accomplishes this by working with local growers, monitoring crop development, using optimum harvesting and production techniques and cutting-edge climate-controlled storage facilities. The work is completed only upon satisfactory delivery of products to the customers. At Cascade, 100% raw material, i.e. onion, is procured through the organization's local sourcing policy.



Year	Standard used	Name of Material	% Raw material purchase under Organic-Oregon Tilth-NOP/COR	Geographical Origin
FY 2010-11	Organic-Oregon Tilth-NOP/COR	Onion	100%	Pacific northwest USA

Formula used = (Purchased volume according to relevant standard / Total purchased volume) x 100

Under the supplier engagement initiative, the organization will identify and report on the material sourcing issue of critical suppliers.

JAINGAP is practice is based on the internationally recognized GLOBAL GAP (Good Agricultural Practices) standard. Now we are implementing JAINGAP along with SAC. Following tables show the percentage of raw material purchase volume which is verified as being in accordance with credible internationally recognised responsible production standards.

Year	Standard used	Name of material	% Raw material purchased under JAINGAP	Geographical origin
FY 2009-10	JAINGAP	Onion	3.7	India
FY 2010-11	JAINGAP	Onion	17.1	India

Investment made on JAINGAP

Food Sector specific Community investment	FY 09-10	FY 10-11
Investment made for JAINGAP (INR million)	5.3	8.3



Onion under sprinkler irrigation



The best bottom line is a farmer's smile.

Management's Outlook Towards Economic Performance

Vision

Establish leadership in whatever we do at home and abroad.

The organization understands that if sustainable development is to achieve its potential, it must be integrated into the planning, measurement and strategic systems of the business. Business mainly depends on the human and natural resources in addition to the physical and financial capital. That's why we at JISL take care, emphasize and put in every effort so that, economic activity, business agreement, mergers and acquisition will work with and for the society and nature. As a precautionary approach, the organization has identified the probable risk of climate change and also the alternatives for minimizing and avoiding it.

Guiding Principle

Toil and sweat to manage our resources of men, material and money in an integrated, efficient and economic manner. Earn profit, keeping in view commitment to social responsibility and environmental concerns.



In working for a food, secure world lies our economic prosperity

Economic Performance Measures

	Consolidated FY 2009-10	Consolidated FY 2010-11
A. Direct Economic value generated (INR Million)		
Net Sales-Domestic	21,734.92	27,349.00
Net Sales-Export	12,122.80	13,375.38
Net Sales-Export Services	-	-
Net Sales-Domestic Services	42.98	12.01
Revenue from Export incentives	342.19	803.89
Revenue from sale of assets	-	-
Revenue from financial investment	-	1.70
Other Operating Income	115.44	221.48
Increase and (Decrease) in Stock	1,821.79	3,126.85
Cost of Self Generated Capital Equipment	880.60	1,001.38
Other non operating income-Forex	868.23	278.52
Total	37,928.95	46,170.21

B. Direct Economic value distributed (INR Million)		
Operating Costs	27406.97	33,736.68
Salary and Wages	3306.01	3,924.94
Benefits and Contribution	207.6	252.95
Payment to providers of capital		
Finance costs	2155.42	2,677.72
Dividend	356.86	386.02
Payment to government	978.98	1,164.63
Loss on sale of assets	44.69	20.51
Other non-operating loss-Forex	0	-
Community Investments		
Charity and Donations	0	62.82
Total	34,456.53	42,226.27

C. Economic Value retained (INR Million)		
C= A-B	3472.42	3943.94

*This includes the consolidated financial performance data for whole JISL Group up to March 2011. This include entities included in the boundary as well as excluded in boundary and it is externally audited.

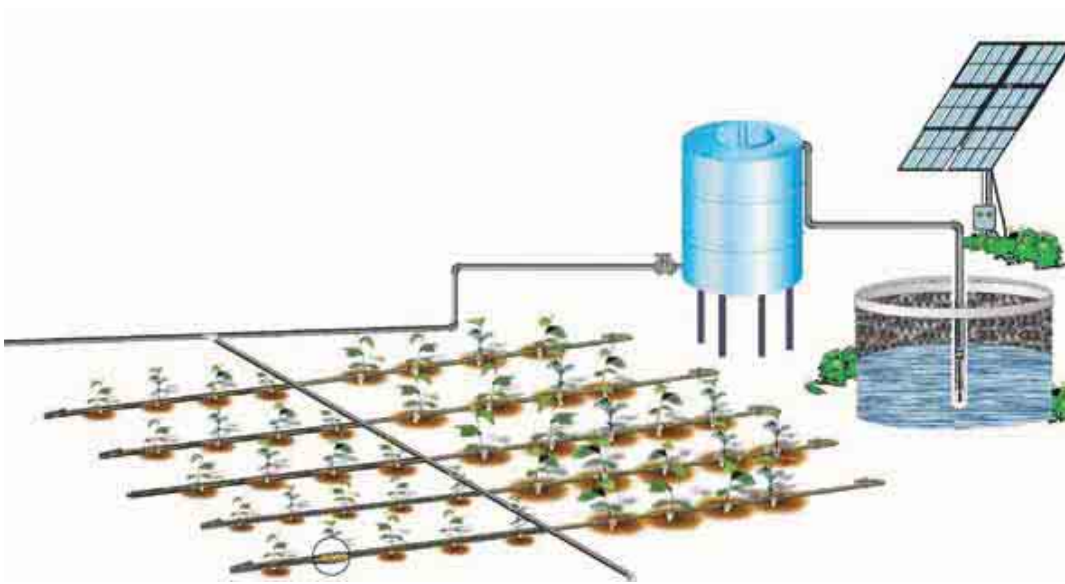
Financial implication of climate change

Climate change has the potential to both positively and negatively impact the organization. On the one hand, the changes in climate would have a positive impact for JISL's irrigation products and energy products and in other it has a negative impact on our food processing industry. A brief description and analysis of the financial implications of climate change to our industry is given below.

A. Impact on Agriculture, Society and Business :

The output of agriculture is most vulnerable due to climate change, so is the income of the farmer and hence it is a critical challenge to the social security of farmers. The most visible proof of this is the increasing suicide rate of farmers in the last decade. This is one of the important issues for agricultural economy and agri-based organization.

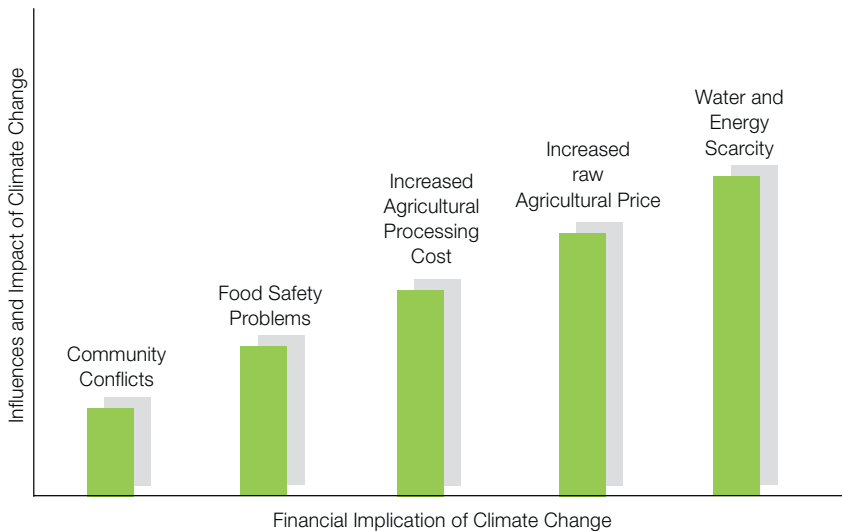
We understand that farmers are our customers as well as our suppliers. Only if they prosper, we are aspire to prosper. We also understand the linkage between energy, water, food, agriculture, prosperity of farmers and societal health. Stepping ahead with this understanding, we are always striving to serve and provide long-term solutions to the farmers and the society through our products and services. JISL's products and services bring alternative solutions for energy and water scarcity.



Solar water pump integrated with Drip-Solution for water and energy scarcity

B. Food processing sector and Climate change :

Food processing operations depend on the stable supply of raw material which is sensitive to the climate and vulnerable to the changes in the natural environment. Climate shift could also negatively impact the food processing segment of the business. The following diagram shows the material impacts of climate change on the Food processing sector.



*The green bar represents the financial implication of climate change and grey bar represents the impact of climate change

Across the world climate change strategies for food processing are changing and supporting to develop the future market in the best interests of both the farmers and the processors. This ensures minimum price stability to the farmers and sustained raw material supply to the processors.

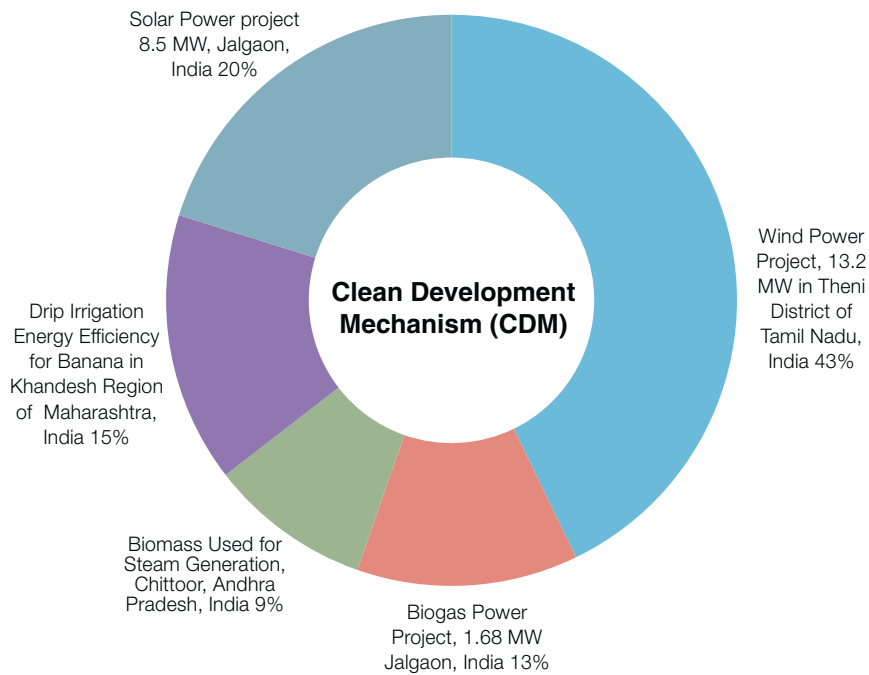
To explore this opportunity and to protect our business from long-term threats, we have developed and implemented risk mitigation and hedging strategies, such as:

- Implementing raw material sourcing policy for food processing operations
- Implementing sustainable agricultural standards such as JAINGAP, SAC.
- Successful model of contract farming in Onion.
- Also successfully evolved the concept of 'Ultra High Density' Mango plantation, which has revolutionized mango growing, making it one of the most profitable crops for farmers.
- Soil and water conservation initiative.
- Increase the area under micro-irrigation product and services.
- Promote and provide renewable energy products and services.
- Farmer empowerment through awareness training and extension services.
- MoU with IRRI and ICRISAT to bring rice and other field crops under MIS respectively.

C. Climate change and CDM benefits to organization :

Under Kyoto protocol, Clean Development Mechanism (CDM) has provided India with a significant opportunity for reducing carbon emission and ability to make money through energy efficiency and renewable energy projects. In the same effort, policies to regulate greenhouse gases are being developed and implemented in major markets around the world, bringing opportunities for environment-friendly business. We are also exploring these opportunities with 5 CDM projects. Total 65,400 CER/annum will be reduced with JISL's CDM projects. The contribution of each project is as follows, all of them are at the final TR (technical review) stage of validation.

The organization understands the risk it is facing and actively building the resilience to the



impact. JISL has a risk management plan to ensure business continuity, which is not only for the betterment and long-term sustainability of our business but also for the society and environment. The mission of organization for the next 20 to 25 years will be to get more nutritional crop per drop, not just more crop per drop.

Financial Assistance from Government

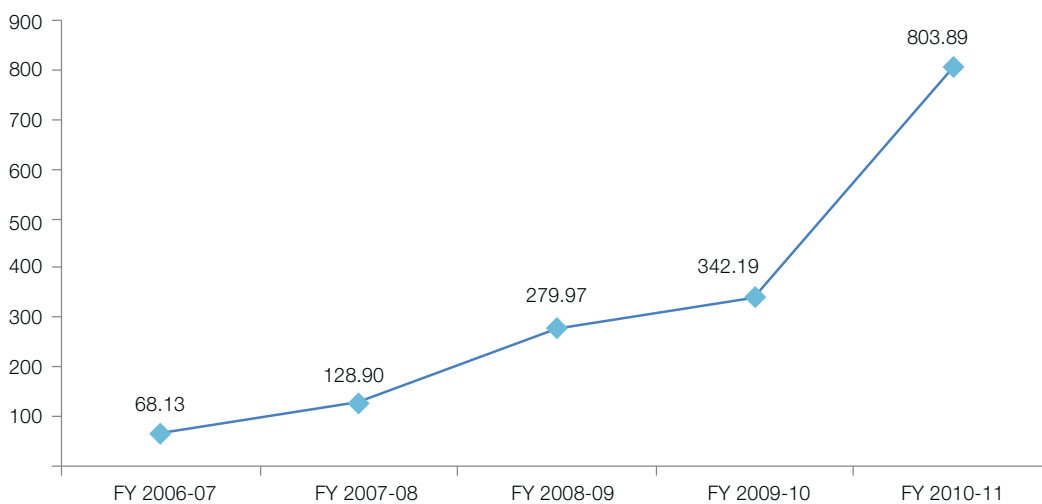
Following are the incentives and assistance received from Government

- Accrued export incentives and assistance under VKYU scheme
- Transport assistance scheme of GOI for our agro processed products division
- Mega project incentive from Maharashtra Government

Following are the export incentives and assistance received from Government

The Government has also introduced several schemes to provide financial assistance for

Export Incentives and Assistance (INR Million)



setting up and modernizing of food processing units. It is harmonizing and simplifying the food laws by an appropriate enactment for covering the issues concerning standard nutrition, merit goods, futures marketing and equalization of fund. These policies are very supportive for the advancement and development of the food processing sector of the organization.

Employee Benefit Plan

Short term employee benefits are recognised as an expense is a undiscounted in the profit and loss account of the year in which the related services provided.

Post employment benefits

Defined contribution plans : organizations contribution to the provident fund scheme, superannuation, etc are recognised during the year in which the related services are provided.

Year	FY 2008-09	FY 2009-10	FY 2010-11
Employees Benefit Expenses	810	1036	1503

Employee Stock Option Plan (ESOP) : The implementation of Employees Stock Options and Shares Plan, 2005 (ESOP-2005) has continued during the year under review. Thus four lots are now issued to eligible employees including whole-time directors, and key management personnel. No employee has been issued options entitling such person to subscribe to more than 1% of Equity Share capital of the organization.

Details and disclosures in compliance with the clause 12 of the SEBI (Employee Stock Option Scheme and Employee Stock Purchase Scheme) Guidelines, 1999 are set out in AR 2010-11)

Details of ESOP Allotted to employees during 2009 to 2011			
Sr.	Year	No. of Employees covered	No. of shares allotted @ INR 2/- each
1	2009-2010	2449	2,283,950
2	2010-2011	3418	4,608,350
		Total no. of shares	6,892,300

Subsidiary Companies in USA : In case of Jain Irrigation Holding Inc. and Cascade Specialities Inc. US Subsidiaries maintain a 401 (k) plan that covers substantially all of its employees. The employees may elect to defer up to 15% of their gross pay. The organization match is currently 100% of the employee contribution up to 5% of the employee's eligible pay. The match is vested upon contribution and the organization may make additional discretionary profit sharing contributions. No profit sharing contributions were made for the year ended March 2011.

Management's Outlook Towards Environmental Performance

Environment is embodied in our mission - 'Leave this world better than you found it'. The same is being followed by all the business activities that are taken up by the organization. JISL's logo itself embodies the four colours of nature i.e. —yellow, green, blue and brown. Environmental excellence is part of our strategic thinking and it is in our best economic interest to do so. It plays a key role in providing value added, long-lasting solutions through our products and services for water security, food security and energy security.

The organization has actively engaged EHS team which is committed to improve overall safety and environmental performance. All our plants in the report boundary are certified for ISO 9001:2008, ISO 14001:2004 and BS OHSAS 18001:2007. Also, we adhere to the IFC Performance Standard I, II, III, and IV to manage social, environmental and safety risks and impacts and to enhance development opportunities.

For JISL, environmental performance improvement is more than just following rules and regulations. Our approach towards environmental performance is to make it less material, less energy and water intensive, more efficient and more equitable in its impact.

Environment and Society

Protect, improve and develop environment

Cherish the symbiosis and nurture creative partnership between society and environment.



Only co-existence with nature will sustain our growth and prosperity

Environmental Performance Measures

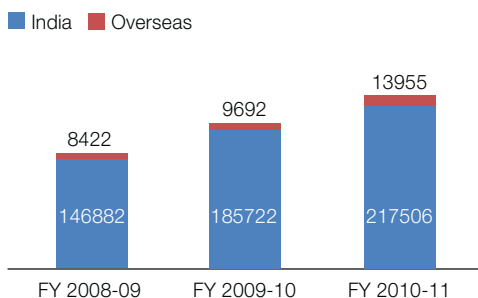
Material

The significant material used for Plastic Processing is resin. Mainly it includes PVC, PC, LLDPE, LDPE, PE and HDPE. The total consumption of resin is given below for India and overseas locations respectively. PVC has 40-50% contribution in total resin consumption. The organization recycles plastic, 10% and, 13% were recycled FY 10-11 and FY 09-10, respectively. Fresno plant has the highest percentage of recycled input material.

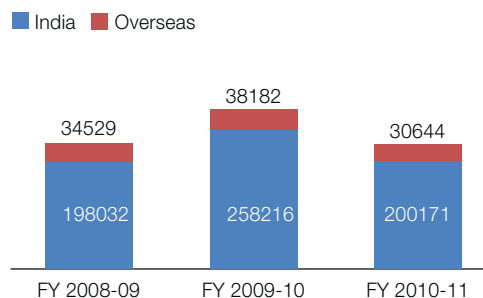
The raw fruits used for fruit processing sector is mango, guava, banana, amla, pomegranate, tomato, papaya and in vegetable processing sector it is onion. Out of the total raw fruit consumption, mango has a major contribution i.e. 54%, 71% and 71% for FY 08-09, FY 09-10 and FY 10-11 respectively in all our fruit processing locations in India. The onion dehydration plants in India have consumed 54,824, 53,030, 50,283 MT of raw onion in FY 08-09, FY 09-10 and FY 10-11 respectively. The raw material used for food processing in overseas operations is onion and consumption of onion is given below. There is no scope for recycling the material in food processing sector. We use the waste generated during food processing as input material for our biogas captive power plant and vermi-compost plant.

Raw material including components are 68% and 65% indigenous in terms of value for FY 09-10 and FY 10-11 respectively. The following graph shows the significant material consumption for India and overseas locations.

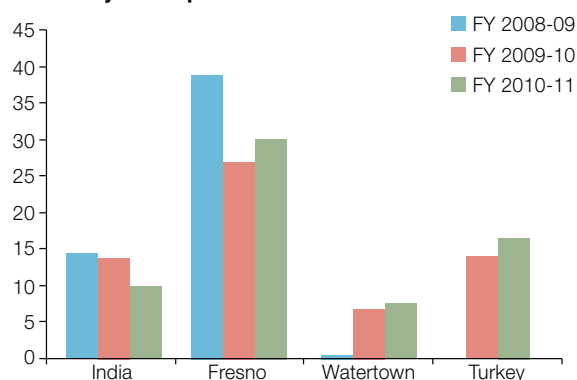
Raw Material Consumption of Plastic Sector



Raw Material Consumption of Food Sector



% of Recycled input Material India and Overseas

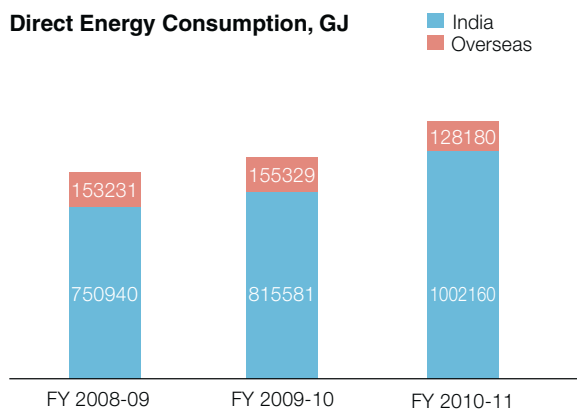


In India : Data include from Plastic Park as there is no raw material recycling in food processing.

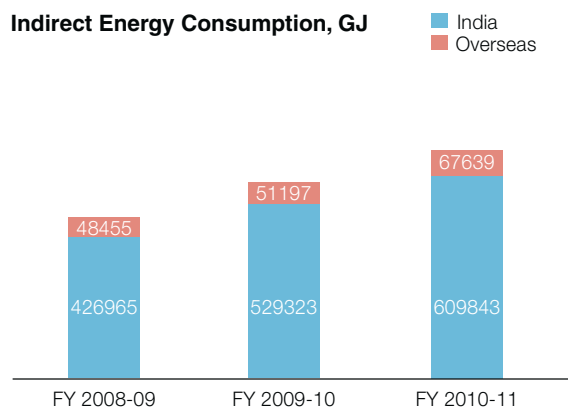
Energy

The main sources of energy for the organization are electricity from grid and fuels. For India locations, fuels used are diesel, LPG, and coal, being the dominant fuel, whereas in overseas locations LNG, natural gas and diesel are used as fuel with LNG being the dominant fuel. In India as well as overseas locations fuel forms the major source of energy, as in India and overseas locations 62% and 89% of energy requirement is met by fuels respectively.

Direct Energy Consumption, GJ



Indirect Energy Consumption, GJ



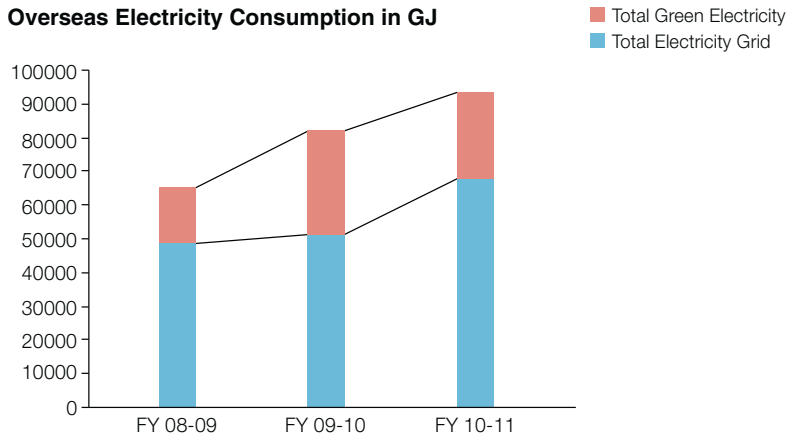
Green Electricity	
Total electricity consumption from biogas power plant in MWh, FY 2010-11	1331
Total electricity consumption from wind power plant in MWh, FY 2010-11	29861
Total electricity consumption of plants in India in MWh, FY 2010-11	200593
% Contribution of biogas power plant	0.66
% Contribution of wind power plant	14.8
400 TR WHR project on biogas power plants contributing to saving of MWh in FY 2010-11	3600
% 400 TR WHR project on biogas plant contribution to saving of electricity	1.79
Total electricity from green sources in FY 2010-11	34792
% Contribution from green sources in FY 2010-11	17.3

Green Electricity : Overseas

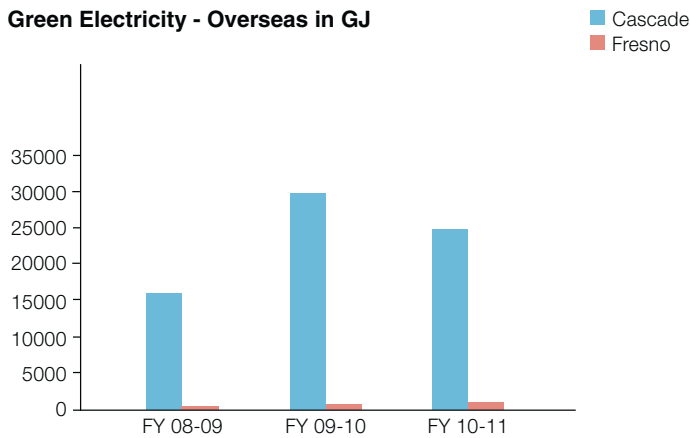
The following graph shows electricity consumption of overseas plants including green electricity from RE sources. The Cascade and Fresno Plants used electricity generated from biogas. The green electricity contributes up to 68.9% and 2.89% of total electricity

consumption in FY 2010-11 for Cascade and Fresno plants respectively. In total electricity consumption for overseas locations within boundary, green electricity contributes 25%, 59% and 27% for FY 08-09, FY 09-10 and FY 10-11 respectively.

Overseas Electricity Consumption in GJ



Green Electricity - Overseas in GJ



Energy conservation project

India:

We use mango stone for generating steam which is used in the food processing plant, Jalgaon, saving more than 5000 tonnes of coal annually.

Energy saving by replacement of fluorescent light by LEDs and also the heating effect generated by LEDs is beneficial for the growth of tissue culture plants.

Energy efficient lighting project

Solar pipe for lighting

Optimization of motor power by installation of VFDs

Energy saving by conversion of dehumidifier system from air cooled to water cooled

Project on condensate recovery.

Project on flash steam recovery from condensate tank of dryer in onion plant.

Overseas:

Heat Recovery System at Cascade Plant

Lighting/Boiler/Air-Compressor Retrofit/VFD fan control on Cold Storages at Cascade Plant.

Initiative to provide RE based products and emission reductions achieved

The following table shows quantity of power as well as emission reductions through these solar technology based products in FY 08-09, FY 09-10 and FY 10-11 respectively.

Energy Reduction through our RE products. (kW)			
	FY 08-09	FY 09-10	FY 10-11
Solar water heating system, kW	11336	11864	24735
Solar Photovoltaic systems, kW	411	605	7637

ER through our RE product, (t CO _{2e})			
	FY 08-09	FY 09-10	FY 10-11
Solar water heating system	3401	3559	7421
Solar Photovoltaic systems	481	706	8920

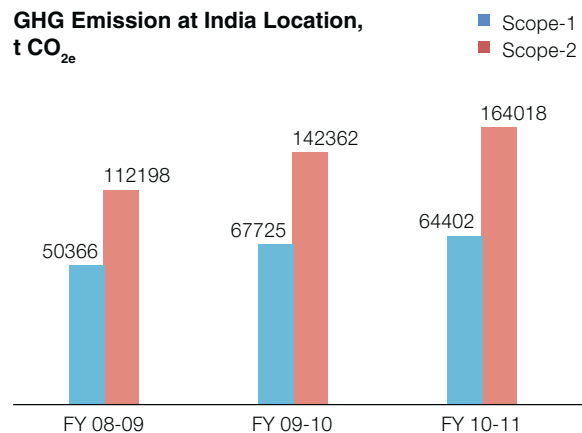
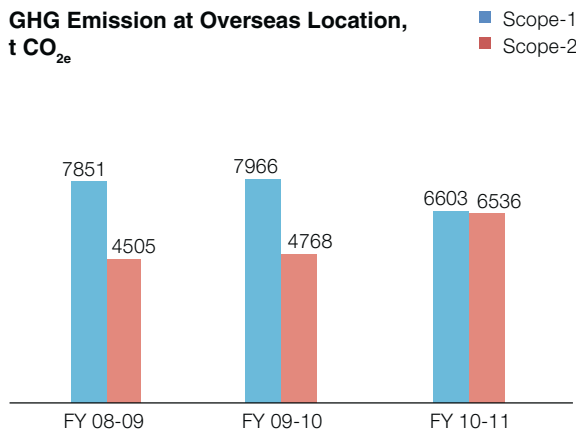
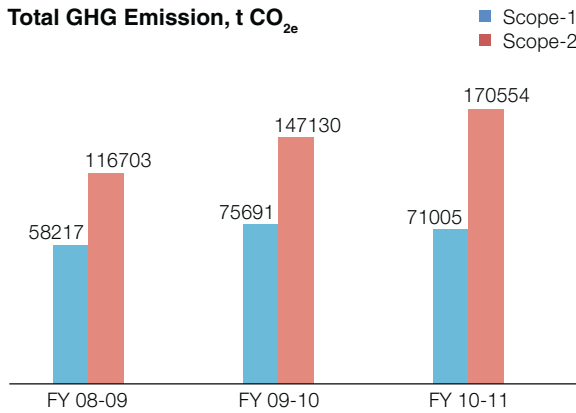
ER - Emission Reduction

Note : 100 litres of Solar Water Heating Systems = 0.45 t CO_{2e}/ annum and 1500 Watt/annum. For calculating Emission of Solar Photovoltaic system methodology used is = watt no. Of days in year no. Of hours used in a day emission factor. Assuming the system is operating 240 days a year and 4 hours in a day. For Solar photovoltaic system recurring ER are added.

Reference : MNRE

GHG Emission Scenario

The total GHG emission from India location contributes 92.9%, 94.2% and 94.5 % of total GHG emission within the boundary of report for FY 08-09, FY 09-10 and FY 10-11 respectively. The following graph shows the GHG emission scenario for the last three years. Scope 2 emissions are dominant for India locations and Scope 1 for Overseas locations.



The emission reduction project from India and overseas locations are: 1.8 MW biogas power plants, 13.2 MW wind power plant, Green electricity from Cascade Specialities and Fresno plant and tree plantation project in India. Total Emission Reduction due to these projects is 8%, 11% and 18% for FY 08-09, FY 09-10 and FY 10-11 respectively.

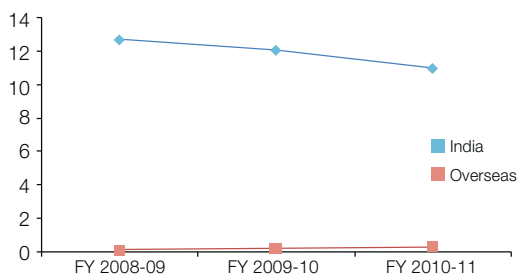
Sr. No	GHG emission scenario, (t CO _{2e})	FY 08-09	FY 09-10	FY 10-11
A	Total emission (Scope 1+ Scope 2)	174920	222821	241559
	ER- Biogas power plant			-1185
	ER- Wind power plant		-7676	-26576
	ER- Green electricity at Cascade Specialities	-1745	-3240	-2704
	ER- Green electricity at Fresno plant.	-32	-65	-71.9
	ER- Tree plantation at India location	-13837	-14529	-15255
B	ER- Total	-15614	-25510	-45791.9
C	Total emission (Scope 1+ Scope 2)(A-B)	159306	197311	195767.1

*ER- Emission Reduction.

Water

Total water used in FY 10-11 and FY 9-10 is 11,29,002 and 12,25,971 kilo litres respectively. 97 % of water consumption is by the manufacturing plants in India. The water sources are groundwater and water utilities. At the overseas locations Cascade Specialities uses ground water while other plants use water from water utilities. The food processing plant in Jalgaon is the dominant water user with 57% contribution in total water consumption in FY 10-11. Water recycled from India locations is 46%, 53% and 56% for FY 08-09,09-10 and FY 10-11 respectively and from overseas locations 16%, 25% and 31% for FY 08-09, 09-10 and FY 10-11 respectively. Water consumption from Indian locations is decreasing due to efficient usage and water recycling within the plant.

Total Water Consumption (kl)



Note : Water consumption for Chittoor 2, Hyderabad and Turkey plant for FY 08-09 is excluded.

Cascade plant data for overseas is partial for FY 10-11.

Water recycling data for India is not including Hyderabad Plant, Chittoor plant for FY 08-09 and the Baroda plant for FY 08-09.

Water recycling data for overseas plant only include Cascade Specialities.

We aim to include all data of water consumption within the boundary by 2014.

Overall Water Scenario

- Sources of water is groundwater and water utilities.
- Food processing facility in Jalgaon location is the dominant user of water.
- Total watershed area= 652 acres
- Jain Watershed + Jain Sagar= 2.5+1.2 = 3.7 billion litres
- Total rainwater harvested= 42.5 million litres/annum

CASE STUDY : “Water foot-printing”

Water foot printing of Onion Dehydrated Products and Drip Irrigation Systems Installed for growing onion was done in the year 2009-10. This was a joint work of JISL in-house team supported by IFC with the consultants LIMNOTECH and NATURE CONSERVANCY based in USA. This is a unique work in itself, as water foot-printing is a young science and growing with steady pace. Our work is a landmark in this science, as we have contributed to repercussions and after effects of the water foot-printing assessment. The real application of Water Footprint Assessment is for working out the sustainable strategies in the same river basin in which we are functioning. This report is the first of its kind in the preview of Water foot-printing Network (Jain Irrigation is also a member of Water Footprint Network {WFN} based in the Netherlands). The methodology of sustainability assessment was devised by WFN very recently and was pilot tested for own work. The work was applauded in the annual Forum of WFN held on 9th Sep, 2010 parallel to the WORLD WATER WEEK in Stockholm, in Sweden.

Water foot-printing (WF) study Pilot

Drip irrigated onion WF = 1800 litres/kg

Flood irrigated onion WF = 3000 litres/kg

Savings due to drip = 1200 litres/kg = 1200 m³/MT

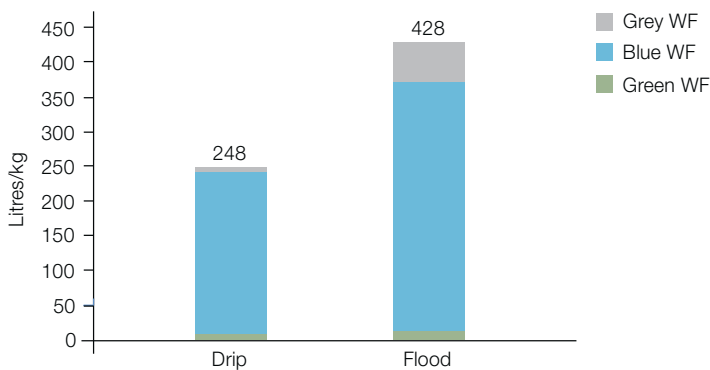
Virtual water trade reduced by Jain Irrigation

= 15000 MT x 1200 m³/MT x 30% (drip irrigated onion sourced)

= 60,00,000 m³

= 6 million cubic metre per annum

Water footprint of raw onion in drip irrigated and flood irrigated areas.



Water footprint of drip irrigated raw onion = 248 litres/kg

Similarly for flood irrigated raw onion water footprint = 428 litres/kg

This study was funded by IFC and Govt. of the Netherlands, and was presented in World Water Week in Stockholm. Also available on the website of : WATER FOOTPRINT NETWORK and at www.jains.com



Rainwater Harvesting : Plastic Park

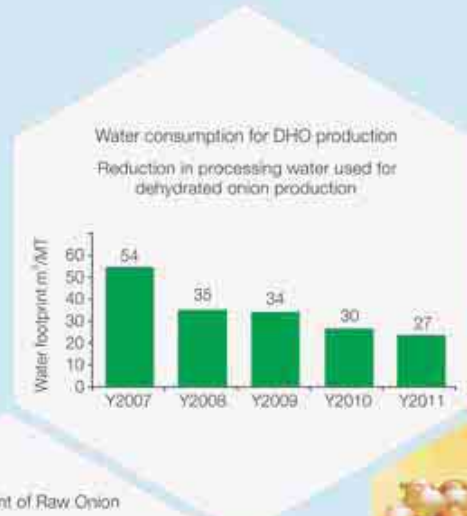
- Total area = 140 acres water harvesting methods : Rooftop collection and Percolation pond.
- The rooftop water is collected, filtered, and directed to open wells which is nearly 40% of total 28 acres of rooftop.
- The polyline percolation pond drains 40 acre of total area.
- A total of 42.5 million litres is collected annually through these methods (10.5% of annual water withdrawal), Ultimate target of 88 million litres (23% of annual water withdrawal).

Treated waste water is utilised for gardening : approx : 6 lakhs litres per day

Food Park

Jain Water Shed


- Total area = 512 acres
- Water harvesting is done through soil and water conservation methods
- Total water harvested = 2.5 billion litres
- Jain Sagar Dam = 1.2 billion litres



Products



Dehydrated Onion & Vegetable



Raw Material



Raw Onion & Vegetable



Mango & other Fruit Pulp/Purees/Concentrates

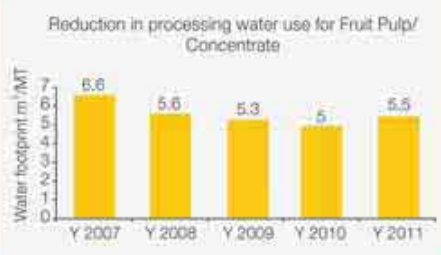
Impact of Drip Irrigation on reduction in Water Footprint of onion grown on farmers' fields as compared to Flood Irrigation



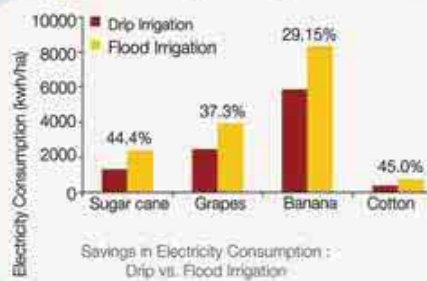
Mangoes



Individual Quick-Frozen Fruits



Water < Energy Consumption



Waste water is utilised for generation of biogas and then treated waste water is used for lawns, gardens and horticulture plantations : approx : 12 lakhs litres per day for six months duration

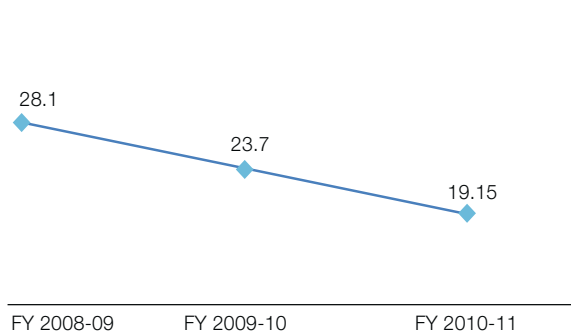
Reducing Ozone Depleting Substance (ODS)

The Government of India (GOI) became a signatory to MP in 1992 and hence is obliged to assure phase out of such substances in India. Following its commitment, the Government of India has initiated rules and regulations to ensure strict adherence to the phase out. An ODS (Regulation and Control) Rules, 2000 has been already enacted. The ODS Rules fix time frame to phase out ODS. JISL also developed and implemented an ODS phase out plan which includes the following,

- All newly purchased equipment to be free of chlorofluorocarbons (CFC), halons and methyl chloroform (MCF)
- Replace all the existing equipment using ODS well before the phase out stipulation.

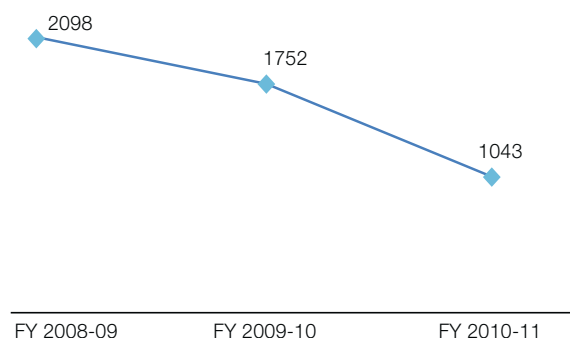
The implementation of phase out plan is already started. As a result total consumption of R-22 is decreasing as shown in the following graphs. According to Scheduled-IV, regulation on consumption of Ozone Depleting Substances on end use basis the use of methyl bromide (group VII) except pre-shipment and quarantine will be phased out by 1-1-2015. In JISL plant we use methyl bromide for quarantine process. The total consumption of ODS of CFC-11 equivalent and methyl bromide is as follows:

R-22 in kg of CFC-11 Equivalent - India



This ODS data includes India locations within boundary of report

Methyl bromide in Kg CFC-11 Equivalent - India



This ODS data includes India locations within boundary of report.

Air Emission and Effluent Discharges.

The sources of Emission of NOx, Sox, and TPM in plant are from DG set, boiler stack and vehicles commuting inside factory. The Air pollutant data is given as follows:

	FY 08-09	FY 09-10	FY 10-11
Air pollutant, Kg/year	1074	1827	3832

This data is only for India locations including Plastic Park in Jalgaon, Hyderabad, Udumalpet, and Food and Energy Park Jalgaon and excluding Baroda and Chittoor plants. We aim to include this total data within boundary by FY 2014.

The organization adheres to the regulations of state pollution control boards of the respective locations of the plants. The emission level and waste water quality from our divisions are well below the permissible limits stipulated by the state control boards of respective plants. We recycle 100% of water which is used for in-plant use, plantation and gardening within the premises.

Significant Spills

There were no significant spillages inside or outside the organization premises during 2009-2011. Further, the organization is not transporting, importing or exporting any hazardous waste internationally as specified under the Basel Convention.

Defining the Significant Spill :

1. Unpermitted spill, release or discharge of oil, chemical or other substances that passes the boundaries of organization property, or enters surface water (on or off the property).
2. Unauthorized release of any chemical into atmosphere exceeding government mandated reportable quantity or 220 kg over 24 hr period whichever is less.
3. Transport related spill or release of fuel, oil, and chemical or product greater than 400 lit. or 30 lit (in case of chemical) involving an organization owned vehicle.
4. Regulatory violation or alleged violation that results in a forced or mandated disruption to operation.

Waste Generation

Total waste generated in India :

Two types of waste are generated during the processes namely hazardous and nonhazardous. The hazardous waste generated during plastic and food processing and during Solar PV and appliances manufacturing are : used oil, oil soaked cotton, paint soaked cotton, used batteries, empty containers of chemicals, waste chemicals and solvents. The Nonhazardous wastes are fruit and vegetable peels, plastic bags, plastic scrap, metal scrap, paper bags and empty barrels etc.

The following table shows the quantity of waste generated during the various manufacturing processes :

Year	Nonhazardous waste	Hazardous waste
FY 08-09	Solid waste, Tonnes= 19997	Solid waste, Tonnes= 6.7 Liquid waste, Litres= 24121 Waste in Nos.=15
FY 09-10	Solid waste, Tonnes= 24338 Liquid waste, Litres= 1410 Waste in Nos.=1419879	Solid waste, Tonnes= 10.7 Liquid waste, Litres= 20275 Waste in Nos.=55
FY 10-11	Solid waste, Tonnes= 23813 Waste in Nos.=2710720	Solid waste, Tonnes= 11 Liquid waste, Litres= 32995 Waste in Nos.=181

Note: This data includes all locations in India within the boundary. No data for liquid waste in FY 08-09 and FY 10-11 and waste in Nos. for FY 08-09.

Total waste generated Overseas :

At Sleaford and Cascade plants there have been no hazardous waste generated. Inspections performed by "Provincial Environment and Forestry Directorate" in Turkey plant for "Hazardous waste control regulation" state that Turkey plant is exempted from regulation of hazardous waste. Fresno plant has 411,429 and 552 Tonnes of nonhazardous waste and 0.27, 0.24 and 0.62 Tonnes of hazardous waste for FY 08-09, FY 09-10 and FY 10-11 respectively. Watertown plant has 1268, 1199 and 1211 litres of nonhazardous waste for FY 08-09, FY 09-10 and FY 10-11 respectively.

Exclusion : Hazardous waste data for Watertown and hazardous and nonhazardous waste data for the machine is not included.

Waste Management :

All the hazardous waste is sent to authorized recyclers for safe disposal. All the biodegradable waste generated during the Food Processing at Jalgaon is utilized in waste-to-energy project.

CASE STUDY : Waste-to-Energy Project

The raw materials brought from agriculture fields are used as input raw material for fruit and onion processing. The solid waste generated in processing i.e.

- Fruit peels and stone,
- Skin, spoiled onion and vegetables
- Sludge waste from onion and fruit ETP is utilized in biogas plant as an input material and output of biogas plant i.e. Methane gas is used as fuel for power generation. The waste heat generated during the process is utilized for refrigeration purpose by using VAM (Vapour Absorption machine) and other output from biogas process i.e. waste is utilized for preparing the green organic manure by vermi compost activity. Details are as follows:
- Biogas power project 1.68 MW, Jalgaon, India.
- Green electricity utilized in FY 2010-11 is 1331317 kWh used in same processing plant
- VAM (Vapour absorption machine) of 400 TR used for refrigeration purpose
- 10 ton/day organic manure is prepared from 120 ton/day waste with organic carbon content 22 %. Used as valued input material for our agriculture fields.

This project is a closed loop cycle that starts with raw fruit from agriculture and ends as valuable input material for agriculture.



1.6 MW Bio-gas power plant

Compliance with Statutory Requirements

All statutory requirements pertaining to environment management have been identified as part of the Integrated Management System. Regular monitoring ensures strict compliance with the statutory requirements. In 2008-09, Cascade plant was fined \$5000 for noncompliance with environmental laws and regulations. For other plants no monetary or nonmonetary fines or sanctions were imposed on the organization on account of any environmental issue.

Products and Biodiversity

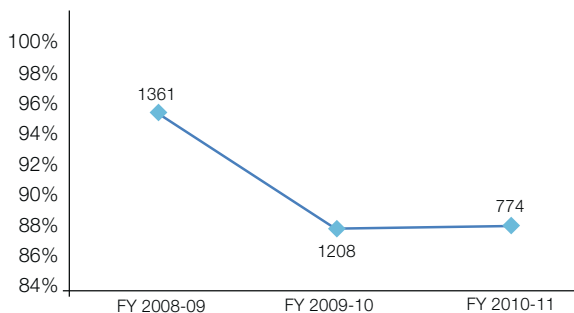
As far as our product range is concerned, they are not impacting the biodiversity in any way, neither is the location of our manufacturing plants near any rich biodiversity areas nor has it access to a high biodiversity protected area. Our products do not hamper biodiversity in any way.

Percentage of Products sold and their packaging material reclaimed

The organization recognizes that the disposal of products and packaging materials at the end of a use phase is a steadily growing environmental challenge. Establishing effective recycling and reuse systems to close product cycles can contribute significantly to increased material and resource efficiency as well as mitigate problems and costs related to disposal. JISL reclaims most of its packaging material in food processing from its customers.

In Food Processing operations in India we reclaim the drums used in packaging of fruit product. The following graph shows number of packaging drums reclaimed in last three years.

Nos. of packaging Mateial Reclaimed by Food Park, India



At Cascade plant we recycled fibre boxes 5.2%, 8%, 24.8% in FY 08-09, FY 09-10 and FY 10-11 respectively. Other products sold by JISL have virtually no scope of reclaiming the product or its packaging and hence, no reclaiming is done in other areas of business.

CASE STUDY: Biodiversity Conservation Project

Knowing the importance of biodiversity and its associated ecological processes, we have conducted ecological assessment of Jain Hill and Jain Valley area. Under the guidance of our respected Chairman, we have developed and implemented a Biodiversity conservation action programme.

Much work has been done in Jain Hills for soil and water conservation, resulting in increased green cover. Eighty per cent of area is under some kind of plantation which includes, horticulture, agriculture and non-agricultural plantation.

Various works undertaken through Biodiversity Conservation Action Plan

1. Seed bank, 2. Herbarium conservation, 3. Wild crafting
4. Khandesh Virtual Herbarium Project, 5. Apiculture for biodiversity (beekeeping)
6. Bird conservation programme, 7. Native Botanical Garden

Under this project listing of various species is carried out throughout our farm areas mainly Jain Agri Park area which is known as “Jain Hills”. In this project listing is of native and other species and it includes forest areas and natural conservation areas which are adjacent to our farm areas.

Flora / Fauna	No.	Flora / Fauna	No.
Herbs	33	Fruit crop	54074
Shrubs	18	Ornamental Flora	10223
Climbers	14	Agro-forestry	45416
Grasses	10	Medicinal	564
Birds	91	Flower plants	4253
Insects	19	Natural forest species	1691
Reptiles	11	Trees	75
Mammals	20	Total	1,16,221

Afforestation and Biodiversity

Total number of trees planted : 1,16, 221.

Quantum of plant and animal species protected : 150 species of flora and 131 fauna

Biodiversity Indexing, Nutrient mapping

Each year 25,000 planting work is done and 10-12 % is survival rate, we are trying to improve the survival rate.

Plants are irrigated with drip irrigation, on slope they are allowed to grow naturally.



Ladybird Beetle (*Coleoptera coccinellidae*) on flower



Langur (*Presbytis entellus*) are in abundance at Jain Hills, India



Peacock (*Pavo cristatus*) at Jain Hills



Kingfisher (*halcyon*) is a common bird found at Jain Hills, India



Chameleon (*Chamaeleonidae*) at Jain Hills



Bulbul (*Pycnonotidae*) at Jain Hills



Cormorant at Jain Hills

Management's Outlook towards Labour Practices and Workplace Safety

Organization's duty of care

For JISL, ASSOCIATES (Employees) are its real assets. Associates play a key role in the organization's journey. We are therefore committed to take care of our Associates. To ensure the workplace safety we implemented and observe BS OHSAS 18001:2007 management system at all plant locations.

JISL invests in the enhancement of knowledge, skill and personal growth of its associates. It really helps to develop an innovative strategic vision for the organization. The organization has taken initiatives for the welfare of employees and their families and it believes and follows the principle of equal pay for equal value. Health and safety of our associates are of utmost importance for the organization. The relationship between employer and employee is that of an association moving forward for a common and holistic purpose.

Safety and Health

Secure the safety and health of associates and other assets



Associates taking fire fighting training

Labour Practices and Workplace Safety Performance Measures

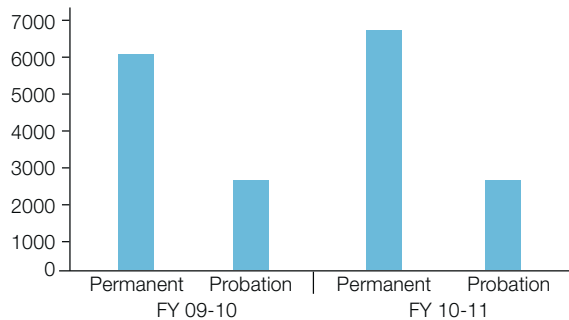
Employment

Employment is a major issue which includes growth rate in employment, woman's employment, diversification in structure of employment, and policies for improving the quantity and quality of employment. The organization firmly believes that Associates (Employees) are our greatest asset; they are what makes us different from others, and this is one thing that cannot be cloned or copied.

Total employees in India is 5,662 and 6,504 in FY 09-10 and FY 10-11 respectively. Total employees in overseas plants are 689 and 745 in FY 09-10 and FY 10-11 respectively. The growth rate of employment is 14 % and 10% for India and overseas plants respectively.

The employment type for locations in India is categorized into 'permanent' and 'probation'. Out of the total workforce in India 10% and 11% employees are on probation in FY 09-10 and FY 10-11 respectively. In overseas locations the employment types are 'indefinite' and 'temporary'.

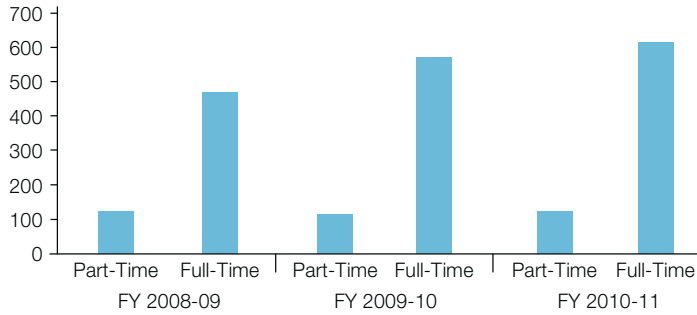
Total Employees by Employment Type - India



	Indefinite/permanent			Temporary		
	FY 08-09	FY 09-10	FY 10-11	FY 08-09	FY 09-10	FY 10-11
Cascade	37	34	41	120	109	115
Sleaford	82	88	84	10	7	3

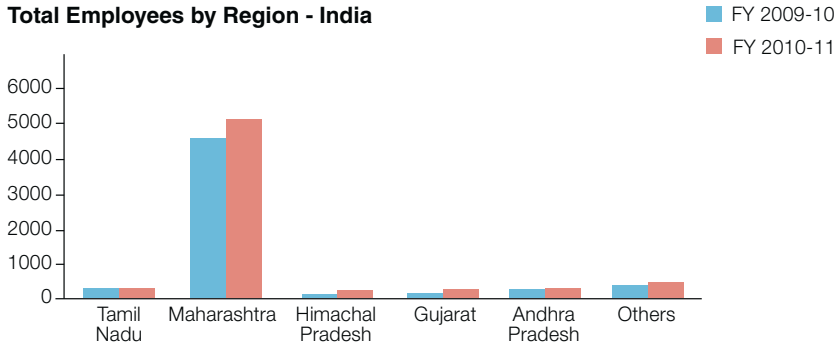
There are no part-time employees at JISL for India locations. In overseas locations out of the total workforce average 16 % of workforce is part-time. Cascade Specialities plant has the highest part-time employees i.e. 66%, 62% and 63% of the total workforce from Cascade Specialities is part-time for FY 08-09, FY 09-10 and FY 10-11 respectively.

Total Employees by Employment Contract - Overseas

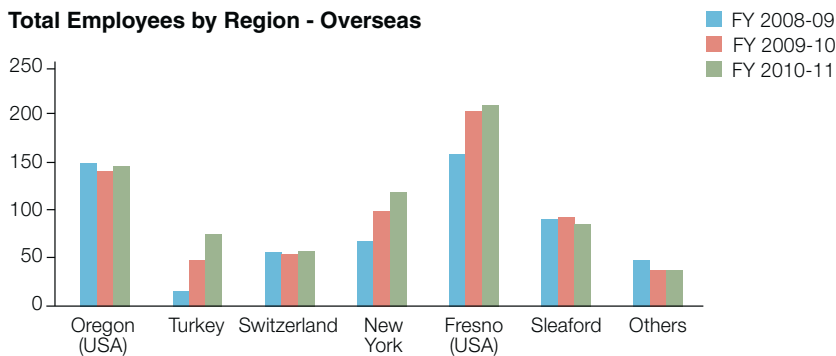


As our major operations are in the Maharashtra state of India, total employees contribution from Maharashtra region are 80% and 78% for FY 09-10 and FY 10-11 respectively. We have the common practice of hiring from the local community. After Maharashtra, employees from Tamil Nadu, Andhra Pradesh and Gujarat regions are more. At the overseas locations employees from Fresno and Oregon regions are 26%, 29%, 28% and 25%, 20%, 19% for FY 08-09, FY 09-10 and FY 10-11 respectively.

Total Employees by Region - India



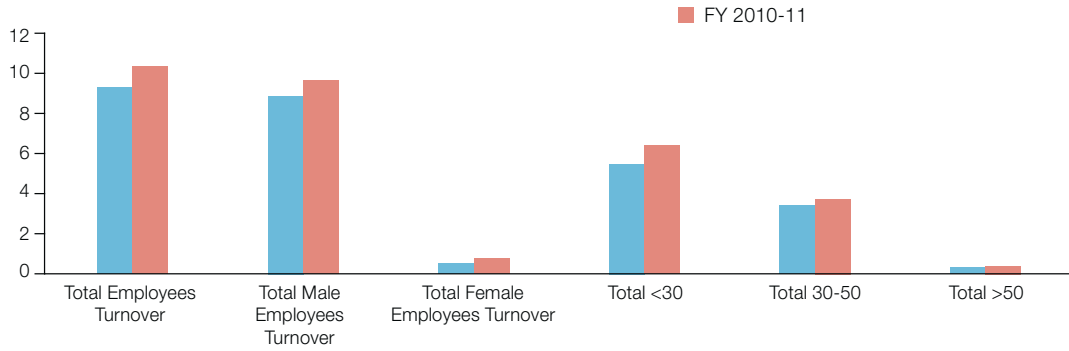
Total Employees by Region - Overseas



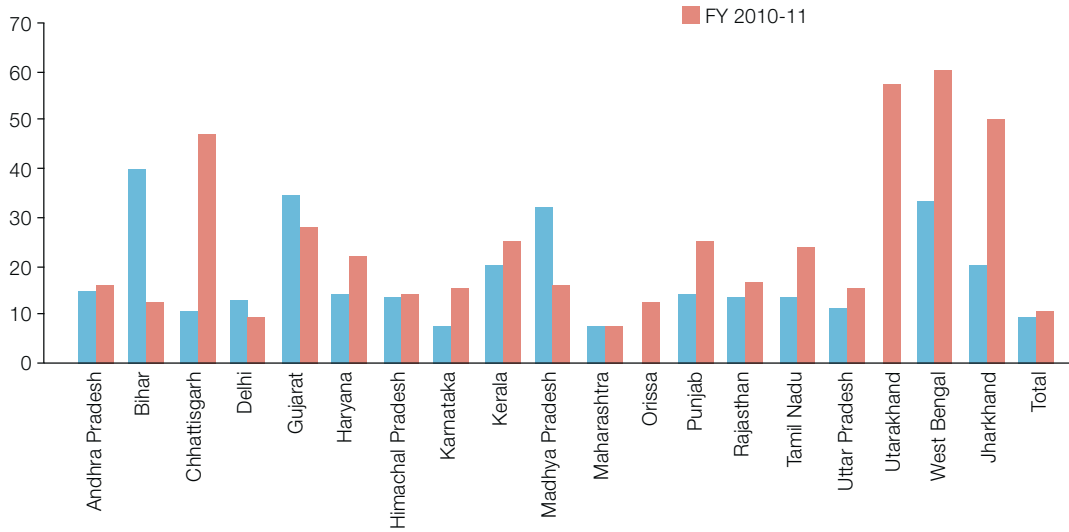
Employee Turnover

Employee turnover for India locations is 9.5% and 10 % for FY 09-10 and FY 10-11 respectively and for overseas locations is 13% and 15 % for FY 09-10 and FY 10-11 respectively. From overseas locations Watertown and Fresno plants have the highest employee turnover rate whereas from India locations Maharashtra region has the highest employee turnover.

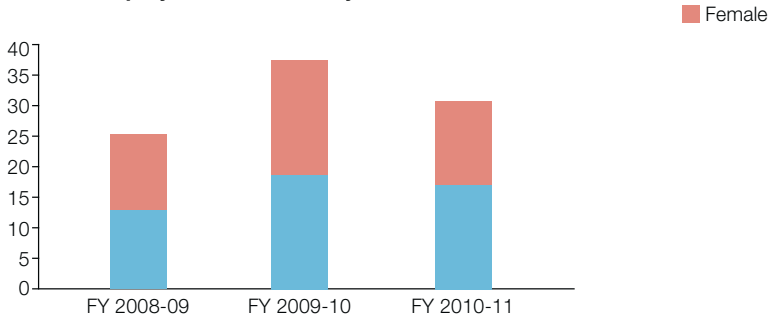
Rate of Employees Turnover by Age Group and Gender—India



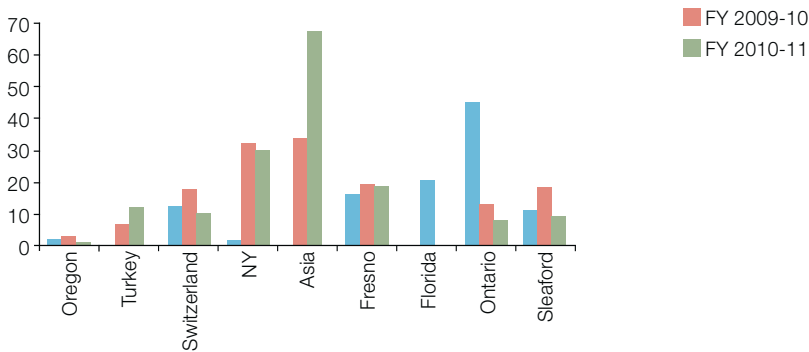
Employees Turnover by Region—India



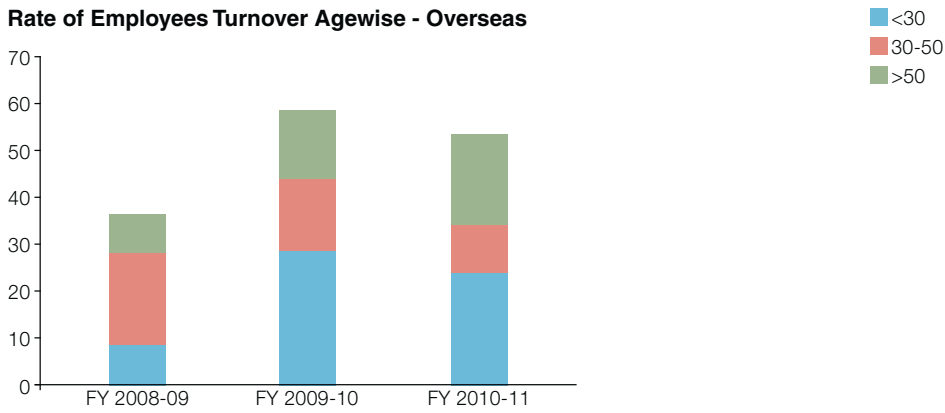
Rate of Employment Turnover by Gender—Overseas



Employees Turnover by Region—Overseas



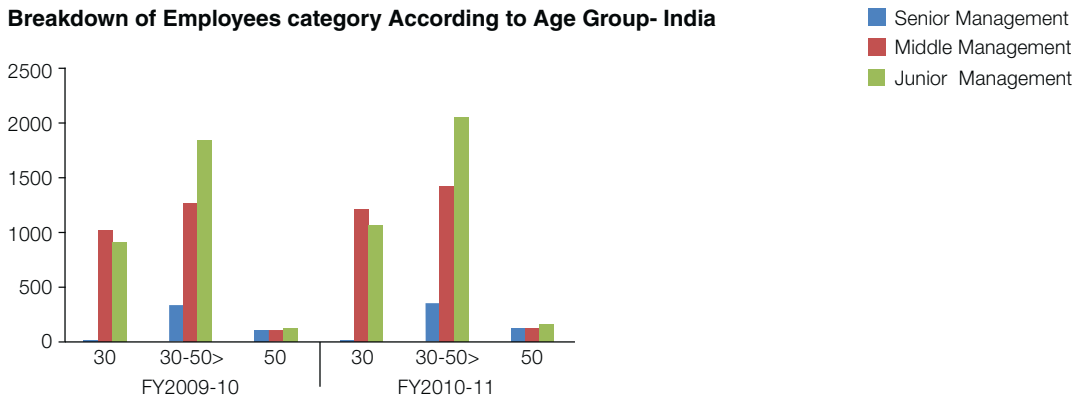
Rate of Employees Turnover Agewise - Overseas



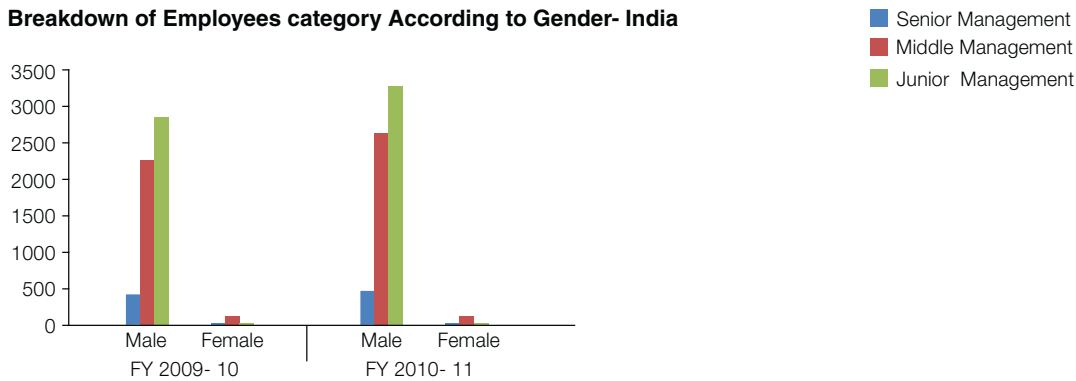
Breakdown of Employees by Category

Total employees at India locations are categorized as senior management, middle management and junior management as 6.9 %, 42.4% and 50.6% for FY 08-09, FY 09-10 and FY 10-11 respectively. At overseas locations employee categories are board, senior management, middle management, administrative and production, out of which 69 % of workforce is from production and 18 % of workforce from administrative category.

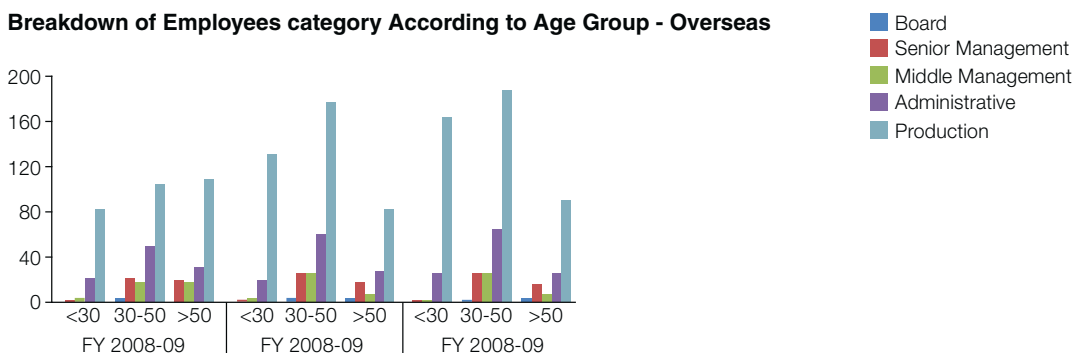
Breakdown of Employees category According to Age Group- India



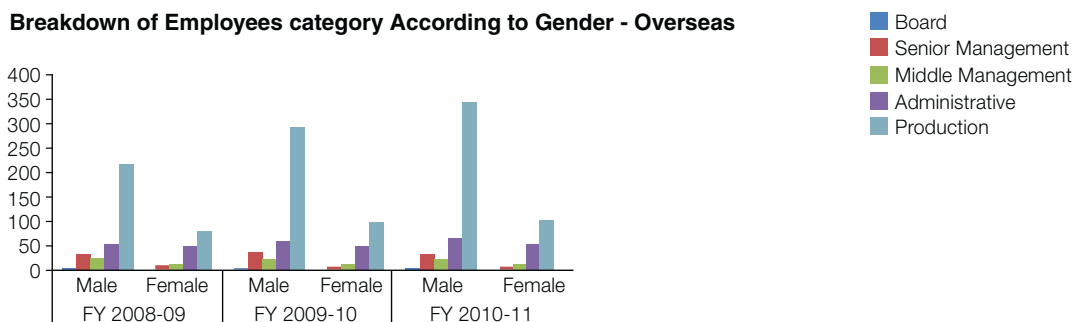
Breakdown of Employees category According to Gender- India



Breakdown of Employees category According to Age Group - Overseas



Breakdown of Employees category According to Gender - Overseas



Labour Management Relation

Organization has an open door and pro-active policy. Any associate desirous of addressing his grievances is entertained and is free to approach even the Chairman.

The organization has well defined structures. Works committees to promote measures for securing and preserving good relations between the employer and workmen, Grievance Redressal Committee for the resolution of disputes arising out of individual grievances at the workplaces, Woman Dispute Redressal Committees to provide for prevention and Redressal of sexual harassment of women at workplace for matters connected therewith or incidental thereto and Canteen Managing Committee to ensure good quality food and water, sufficient sitting arrangements, menu changes, disciplinary actions, etc.

For Minimum notice period regarding the significant operational changes we are following laws and regulations of operating area. Organization also takes care to see that associates are engaged, coached and helped with regard to any significant operational changes.

At our locations in India and overseas there is no working time lost due to industrial dispute, strikes and/or lockouts.

Occupational Health and Safety

Health and safety performance is a key measure of an organization's duty of care. At JISL we nurture a positive health and safety culture. We have full fledged safety committees manned by safety professionals with all required safety measures and procedures and regular periodic audit. Workforce is trained periodically on various aspects of safety; Electrical safety, Artificial respiration system, Emergency preparedness and response, Fire fighting, mock drill, Safety and EOHS awareness, Safety in welding and gas cutting operations and hazardous material handling.

The organization has put in place an active and systematic framework for minimizing the accidents at workplace. For every near miss and accident the organization investigates the cause and takes proper action for maintaining zero accident rates. The following table shows the Severity as well as Frequency rating for India locations. In the reporting period the organization had one incident of fatality at Turkey plant. The Frequency and Severity rating of the food processing as well as plastic divisions for India locations is as follows:

Location	Frequency Rating			Severity Rating		
	FY 08-09	FY 09-10	FY 10-11	FY 08-09	FY 09-10	FY 10-11
Plastic Park	2.2	2.1	2	2	2.8	2.1
Food Park	3.101	2.281	2.242	0.239	0.253	0.249

The organization will include and report on the average hours of training imparted per year per employee by employee category by 2014. Training and development details of associates for India and overseas locations within the boundary of report is as follows:

Year	In-House Facilities			External Institute			Total Man Hours
	No. of programs	No. of associates	Duration (Hours)	No. of programs	No. of associates	Duration (Hours)	
FY 2009-10	406	4562	61679	30	65	1474	63153
FY 2010-11	559	10217	130376	41	92	1960	132336

Average hours of training per year per employee by employee category-Overseas				
Employee Category	Cascade	Turkey	Water Town	Fresno
Senior Management	14.3		4	54
Mid Management	37		4	54
Administration	29	13.8	4	54
Production	8.1	11.0	4	54
Maintenance	9.5			

At the Watertown and Fresno plants training on anti corruption is given during orientation. Training dedicated to HR topics such as or HR modules included in general training programme i.e. Orientation, Harassment, Attendance, Open Enrolment, and Performance Appraisals etc. are included in the general training programme.

Appraising employee performance against common targets aids the personal development of individual employees and contributes to both skills management and development of human capital within the organization. Employee satisfaction can also be enhanced, with improved organizational performance. At JISL the performance and career development review is undertaken once in two years. In reporting period 5 % and 91.2 % of associates received performance review for FY 2009-10 and FY 2010-11 respectively.

Plant	FY 2008-09	FY 2009-10	FY 2010-11
Fresno	100	100	100
Turkey	63	82	82
Watertown	100	100	100

Diversity and Equal Opportunity

JISL is an equal opportunity employer and does not discriminate on the basis of gender, race, colour, language, caste, religion or political opinions held, national or social origin, property or birth or other status in employee recruitment and compensation. The only criterion is merit. The organization believes in the principle of equal pay for equal value. We are committed to gender equality and there is no distinction in any form in terms of remuneration or career progression based on sex, caste or region. As far as the minority groups are concerned, we have 8.5% of total associates from minority communities as per “jus soli” the rule of land in India, in overseas plants 30 % and 2 % employees are from minority and Non-Caucasian groups respectively up to March 2011.

The organization offers wages above the local minimum wages criterion. It is not only contributing to the economic wellbeing of its employees but also building strong community relations, employee loyalty and strengthening the organization’s social licence to operate.

Management's Outlook towards Human Rights

“Socially Responsible Conduct”

The organization understands and agrees that respect for Human Rights plays an important role for socially responsible conduct of businesses. We observe human rights by being an equal opportunity employer, by not discriminating on basis of religion, caste, social status, region, nationality or sex, and by not encouraging and employing child and forced labour. We have an established equal opportunity policy, employment policy and policy prohibiting discrimination and harassment. We will formulate and implement policies for conduct of Human Rights in context with investment and procurement practices, nondiscrimination, freedom of association and collective bargaining and child, forced and compulsory labour. The organization aims to enforce these policies by year 2015.

The management is committed to pro actively uphold Human Rights in letter and spirit, in all activities, big and small.



Cotton harvesting at farmers field

Human Rights Performance Measures

Investment and Procurement Practices

At JISL we aim to include Human Rights clauses to screen investment decisions as well as implement formal structure on screening suppliers and contractors on the basis of Human Rights. JISL, however, makes full effort to ensure that if any discrepancy is brought to its notice, immediate steps are taken to address those issues including demand of a formal explanation irrespective of the formal arrangement with the party.

Nondiscrimination

We are an equal opportunity employer and do not discriminate on the basis of gender, race, colour, language, caste, religion or political opinion, national or social origin, property or birth or other status in employee recruitment or compensation. There has been no reported incident at JISL of any such discrimination. Employees at JISL are encouraged and guided to develop a sense of camaraderie. Organization has an open door policy and any associate desirous of reporting any such grievances is provided access to the top management.

Freedom of Association and Collective Bargaining

Organization has an open door and pro-active policy and any associate desirous of addressing his grievances is entertained and is free to approach even the Chairman.

Child Labour, Forced and Compulsory Labour

JISL does not employ or encourage child labour. At JISL each associate is screened for age and informed of the policies at JISL during induction. There has not been any reported incident and JISL is committed to making sure that none of its operations would ever directly or indirectly employ forced labour.

“The management at JISL would continue to be proactive when it comes to prevention of Human Rights violation in all and every aspect of operations at JISL”

Management's Outlook Towards Society

“Striving for social security is in the DNA of the organization”

The organization is committed to the betterment of society. A commitment towards society runs in the DNA of the organization. JISL is striving to attain social security by addressing social commitments through our rural development, education, health, and sport activities. As socially responsible citizen's we encourage our associates to conduct all dealings in ethical manner. By 2014 we will formulate and implement anti-corruption policies and will put formal systems in place for analysing the risk related to corruption.

Credo

Serve and strive through strain and stress; Do our noblest, that's success.



Yoga camp



Celebrating children's day at Jain Hills, Jalgaon-India



Gaurai Ghat was built at Waghur river side in village Wakod



Providing water to the villagers at Wakod farm during scarcity



Inaugurating agriculture school at Wakod, India



Providing infrastructure for weekly market at Wakod, India



Concrete streets and drainage systems in Wakod, India



Students of Anubhūti-2 with plants

Social Performance Measures

NABARD and JISL : The organization is working together with NABARD for agriculture and rural development .Around 75 villages from Maharashtra are chosen and action plan for 30 villages is already submitted to NABARD. This is a PUBLIC PRIVATE PARTNERSHIP project which serves the purpose of rural development as well as empowerment of farmers. The areas of focus for this project is as follows:

- Rainwater Harvesting
- Contract Farming
- Water Conservation
- Crop Management
- Solar Pump Installation
- Health and Sanitation
- Education and Literacy Campaign
- Nutritional Diet.
- Agri-tourism

World Bank and JISL : The organization is working closely with the World Bank for the implementation of Integrated Agriculture Modernization and Water Bodies Conservation and Management initiative for Tamil Nadu state. For this project World Bank has granted INR 77 crore. This initiative will cover 22,345 hectares of land and around 15,000 farmers will be benefited.

Villages and JISL : The organization has adopted six villages namely Wakod, Shirsoli PB, Shirsoli PN, Takarkheda, Mohadi and Kadauli in the Jalgaon district for educational, health and sanitation schemes.



Our associates and NABARD officers



Training of operation and maintenance of solar products in tribal areas

Harvard Visit of Farmers : Two small but successful farmers who are shining examples of how technology and innovative cultivation methods could transform the lives of farmers in the country were part of an invited delegation at Harvard Business School. They made a full scale presentation to the delegates at Harvard School and also faced a question-answer session. These farmers have used your organization's product and technology and are proud customers.

Farmers and our Food Processing Sector : We are working with farmers for promoting sustainable agricultural practices with our initiative JAINGAP. JAINGAP is based on the internationally recognized GLOBALGAP standard. A total of 5,427 acres is under JAINGAP management. We are looking forward to implement JAINGAP along with Sustainable Agriculture Code (SAC) which is more comprehensive than GLOBAL GAP. The combination of JAINGAP and SAC is being implemented for 1000 onion farmers this year. JAINGAP is also being implemented for mango farmers.



Our farmers at Harvard Business School



Our crop scientist visiting a farmer's field



Jain Solar water Pump - quenching thirst

Social Activities

Anubhuti 2 : A new school, Anubhuti-2 has been established for below poverty line (BPL) students. Standards 1 and 2 (3 sections each) have started functioning since July 11, 2011. The necessary infrastructure is in place. Standards 3 and 4 are planned for academic year 2012-13 and 2013-14 respectively.

Haryali Ganga : This workshop was conducted at Jain Hills with the co-operation of State Bank of India, for the awareness of farmers regarding improved agriculture policies and schemes of SBI.

Medical Camps : We have arranged special and general medical camps and seminars about traditional medical disciplines such as naturopathy, ayurveda and homeopathy. An awareness camp was held regarding social evils such as female infanticide with the active partnership of Jalgaon District Health Association.

Helping Hand : We regularly provide donations and financial assistance to differently abled people for their medical treatment and for building the required educational infrastructure.

Blood Donation Camp : Every year on 6th September blood donation camp is organized with active participation of associates. This year 588 units of blood was collected.

Local Community Events : Satpuda Forest conservation initiative, Vasundhara International film festival and various cultural activities.



'Save Satpuda Campaign'



Oath during 'Save Satpuda' Campaign



Narayan Bhai Desai narrating the Gandhi Katha



Mother Earth - a film festival on nature

Gramshilpi : Special Initiative for Rural Development

Gramshilpi Phase I

Forty young men from five selected villages (namely Wakod, Jambhol, Mohadi, Takarkheda, and Shirsoi) were identified as prospective “Gramshilpis” or village facilitators. From 10th to 16th January 2009 a training programme on development issues was organized for them at Wakod. The topics discussed included environmental conservation, water harvesting, empowerment of self-help groups and information was provided on various Government programs. The young villagers were sensitized about important issues like communal harmony, the duties of citizens, the need for people’s participation etc.

Gramshilpi Phase II

Twenty young people from the initial team of forty, who were provided training at Wakod, were selected for this training, which was organized on 10th and 11th February 2010 at Jain Hills, Jalgaon. The topics included information on types of soils, sub-soils, the quality of water and requirement of water for each crop, the need for arranging gully-plugs in the water canals of the villages, the importance and process of vermi-composting for soil enrichment, nursery preparation for plants, various aspects of village development and conflict resolution.



The dream of providing water for all is coming true thanks to solar water pumps. People at the bottom of the pyramid.

Gandhi Research Foundation (GRF)

A third sector initiative by JISL.

JISL Chairman Dr. Bhavarlal Jain has adopted the ethos of Gandhian philosophy in business and life. He is giving shape to his internal aspiration of preserving the Gandhian legacy for posterity by commissioning Gandhi Research Foundation (GRF), an ambitious third sector venture. The entire initiative is self-financed and sponsored by JISL and Bhavarlal Kantabai Foundation, an in-house charity.

GRF is the initiator and promoter of 'Gandhi Teerth', an international centre for Gandhian study, research and dialogue. It is conceived as an incubator for the process of contemporising Gandhian legacy and applying the outcomes as solutions to world problems. In the coming time, it will evolve as a meeting point for national and international researchers, scholars, think tanks and opinion builders.

When fully commissioned, Gandhi Teerth will emerge as a magnificent 81,000 square feet sustainable structure located at the organization's global headquarters in Jalgaon, Maharashtra, India. The premises will be beautifully landscaped with sprawling lawns and will be adjoined by mango orchards with mounded sit-outs and serene walk-ways. The edifice will be built under green norms to last for many centuries. It has already won the GRIHA-ADARSH Award. The green project site nestles between 300 acres of lush, afforested hilly terrain, and is noise-free and pollution-free.

Educational Activities of GRF

Gandhi Research Foundation is being developed as an international hub for education and research. It is being equipped according to international standards. Academic collaborations have already been signed with the Gujarat Vidyapeeth, Ahmedabad, North Maharashtra University, Jalgaon and Cytes University, Mexico for the purpose of conducting joint teaching and research activities from the next academic session. Scholarships are being provided for needy students. Some of the courses offered are as follows:

- 1) Certificate
- 2) Diploma
- 3) Degree
- 4) Master's
- 5) M. Phil
- 6) PhD
- 7) Post-doctoral
- 8) Part-time research

Gandhi Teerth will comprise the following facilities :

'Khoj Gandhiji Ki' museum: A thematic, state-of-the art, interactive multimedia museum conceived and commissioned to disseminate Gandhiji's life-lessons and ideology, as also the saga of Indian independence movement.

GIRI (Gandhi International Research Institute) : The academic arm of GRF which will award diplomas, degrees and facilitate research in Gandhian studies.

GRF Think Tank : A consortium of scholars who will deliberate on contemporary issues. It can independently study and opine on public policy matters such as peace, ahimsa etc.

Gandhiana : Collection, classification, indexing and synopsising of publications by and on Gandhiji.

Gandhi Archives : Preservation of archival publications related to Gandhiji and the Indian Freedom Struggle.

Gandhinomics : Rural Development/Outreach Programmes based on Gandhian ideology.



Inauguration of the book 'Aaple Gandhi' Dignitaries present are Shri. Narayanbhai Desai, freedom fighter Shri. Lele Kaka, Shri. Dalubhau Jain, Dr. Bhavarlal Jain, Shri. N. D. Mahanor, Dr. Vishwas Patil, and writer Dr. M. B. Shah.



Meritorious students of Gandhi Vichar Pariksha with Shri. Lele Kaka, freedom fighter and Shri. Ashok Jain, Trustee, GRF

Gandhi Vichar Sanskar Pariksha : Gandhi Research Foundation is endeavouring to disseminate the teachings of Gandhiji. GRF conducts Gandhi Vichar Sanskar Pariksha every year. The objective of conducting this examination is to familiarize school and college students with Gandhian thoughts. The participants are provided with study material and books on Gandhiji at concessional rate. The following table demonstrates the number of students who benefited through participation in initiatives of Gandhi Vichar Sanskar Pariksha.

Year	Participating Districts	Centres	Participating Students (number)		
			Schools	Colleges	Total
2007	Jalgaon	73	3375	501	3876
2008	Jalgaon, Dhule, Nandurbar	141	6,642	2,598	9,240
2009	Jalgaon, Dhule, Nandurbar, Aurangabad	135	7,072	1,998	9,070
2010	Jalgaon, Dhule, Nandurbar, Aurangabad, Nashik, Ahmednagar, Buldhana, Akola, Washim, Amravati, Raigarh, Ratnagiri, Sindhudurg, Kolhapur, Satara, Pune and Thane.	369	25635	5719	31354
2011	All Districts of Maharashtra State and Belgaum District in Karnataka State	961	61393	18348	79741



Ground-breaking ceremony of GRF building



Spreading Gandhian thoughts; the activists on a padayatra (foot march)



Jail inmates writing the exam on Gandhian philosophy in Jalgaon Jail



Oath on nonviolence and global peace on 2nd October - Mahatma Gandhi's birth anniversary



Briefing students on the Gandhian way of life



Students in action; the Gandhian way

Jain Sports Academy

The Jain Sports Academy is the vehicle that scouts, encourages and improves the performance of sportsmen. This is a dream project of our Vice Chairman Shri. Ashok Jain. We give opportunity for sportsmen to develop themselves. The main thrust of the academy is to “Catch them young, nurture and watch them grow”. This is not an institution but a movement and it is completing ten years of its existence.

In Jain Sports Academy along with Fitness Program, Mental Program, Technical Program, Diet Program, Tournaments, Match Practice, Coaching Camps and Seminars, hard work is emphasised and humility is practised.

Major Coaching Areas

- Cricket – Turf Wicket (Own Cricket Academy)
- Badminton
- Chess
- Carom
- Taekwondo
- Football
- Volleyball
- Hockey
- Roll Ball
- Table Tennis
- Swimming
- Soft Ball
- Roller Skating
- Table Soccer
- Skating
- Basketball
- Langadi
- Yoga



Founder Chairman and his grandson inaugurate the Table Tennis hall.



Kanchan Chaudhari sponsored by Jain Sports Academy to participate in the Asian Paralympic games held in Guangzhou, China



Winners of the 6th Jain Junior Challenge Cricket Trophy - 2010 (Covering 14 districts)



Jain International FIDE Rating Chess Tournament - 2010



Singhad Supremos in action during Maharashtra Premier League - 2010



State level Hockey Tournament sponsored by Jain Sports Academy
99



Our Jain Sports Academy team participating in the Indo-Nepal International Table Soccer - 2010

Major Achievements

- 1st Asian Roll Ball Team India - Winner (Gold Medal)
- 1st International Roll Ball Team India - Runner up (Silver Medal)
- National Roll Ball Maharashtra Boy's Team : Winner
- Asian Paralympic Swimming Team India - Winner 100 MT. Backstroke
- 14th International Table Tennis Team India - 2nd round Individual veteran.
- 17th National Veteran Table Tennis Individual - Gold Medal
- 5th International Veteran Badminton Represented : Singles / Mix Doubles
- International Chess Tournament : JSA (Winner)
- 5th Asian School Chess Tournament Represented : JSA (Winner-Gold Medal). Awarded FIDE Rating (U-15)
- International Open Chess Tournament Awarded Best Chess Player – U-16
- International Chess Tournament Awarded FIDE rating and Silver Medal
- National Chess Tournament Awarded : Gold Medal (U-7)
- 29th National Jr. Taekwondo Awarded : Bronze Medal
- National Jr. and Sr. Taekwondo Awarded : Gold Medal
- Maharashtra Premier League (2011) Represented : JSA (Semi Finalist)



Singhad Supremos, winners of Maharashtra Premier League - 2010, celebrating with our MD and CEO Anil Jain

We believe that for the overall development of a child, it is important to include sports in their daily activities. We reinforce the government sports policy that says “sports and physical education are essential components of human resource development, helping to promote good health, comradeship and a spirit of friendly competition, which in turn has a positive impact on the overall development of personality of the youth”. The early development of children and youth and the skills learned during play, physical education and sport contribute to the holistic development of young sportsmen.

Through participation in sport and physical education, young sportsmen will learn about the importance of key values such as:

- Honesty
- Teamwork
- Fair play
- Respect for themselves and others, and
- Adherence to rules.

Our main as where a forum for young sportsmen will be to teach them how to deal with competition and how to cope up with both winning and losing. These learning aspects will highlight the impact of physical education and sports on a child’s social and moral development in addition to physical skills and abilities.



Ku. Bhagayashri Patil the National under 7 Chess champion in the lap of Bhavarlal H. Jain, Founder Chairman

Corruption

The organization has an open door policy regarding reporting unethical behaviour and stakeholders are encouraged to report any such incidence. There has been no incident of any violation in the reporting year. All associates are encouraged to conduct all dealings in ethical manner.

We aim to put formal systems in place for analysing the risks related to corruption. We will also formulate and train our employees on anti-corruption policies by 2014.

Membership and Public Policy

The organization does not associate with any political party. This is reflected by the fact that no financial or in-kind contributions are made to any political party. JISL adheres to public policies which are in place. We are part of following organizations:

- Central Board of Irrigation and Power
- Water Footprint Network
- ASSOCHAM
- Indian Society of Agronomy
- International Water Resources Association
- Indian Water Works Association
- Federation of Indian Chamber of Commerce and Industry (FICCI)
- Plastics Pipe Institute
- ASABE
- European Irrigation Association
- Organization of Plastics Processors of India
- Indian Merchants' Chamber
- Institution of Public Health Engineers, India
- Confederation of Indian Industry
- Indo-German Chamber of Commerce (Deutsch-Indische handelskammer)
- Export Promotion Council for EOUs and SEZs.

Compliance

JISL adheres to all applicable laws and regulations. There has been no monetary fines and sanctions levied against the organization during this year.



The river takes it all in its course

Management's Outlook towards Product Responsibility

“Support sustainability through innovative products”

The organization's product range itself is the most visible proof of the way we look at sustainability. JISL addresses and provides alternative solutions for sustainability challenges through its product range. For the organization, product quality, customer health and safety, product and service labelling, marketing communications, customer privacy and compliance are of utmost importance and we make sure that the organization abides by all protocols related to it. The organization is committed to pro actively progress to provide innovative products and operate in a disciplined manner that supports sustainability.

Goal

Achieve continued growth through sustained innovation for total customer satisfaction and fair return to all other stakeholders. Meet this objective by producing quality products at optimum cost and marketing them at reasonable prices.



Happy farmer with is agriculture produce

Product Responsibility Performance Measures

On global basis it is equally and clearly plain that growing economies in the developing countries will provide the best opportunities for expanding market for bottom of pyramid customer. JISL is known to innovate, develop and design products around the concept of conservation of precious natural resources and serving the bottom of the pyramid customer through our products and services. Our major products and services are:



PVC Sheet products



Various micro irrigation accessories



HDPE and PVC Piping products



Farm fresh Mango Puree and pulp



Pulp of various fruits



Minced Dehydrated Onion



Pomegranate -Tissue culture plant



Tissue Culture Banana



Solar Photovoltaic and Solar Thermal products

Research, Development and Innovation in Products and Services

Plastic Park :

- In the areas of MIS and SIS nearly 65 new innovations have been made. This has extended the range of some of the existing products and added new features to some products.
- We have developed a manufacturing process for production of total Lead and Tin-free casing pipes, column pipes and plumbing pipes, thereby making the product more environment friendly.
- Development of single “Metal Clamp Plus” has eliminated metallic ring in the assembly thereby conserving natural resources and energy required for its production.

Food Park :

- Conservation of water and improving shelf life with microbiology of onion.
- Improving quality of stored onion to avoid wastage in storage and processing.

Agri Park and Tissue-Culture :

- An innovative process has been developed for micro-propagation of banana with reduced energy, increased work efficiency and less space requirement. This will help the organizations to increase production capacity by minimum twofold.

Green Energy/Solar Park :

- LED and CFL street light, home light and lantern developed as per Ministry of Non-conventional and Renewable Energy (MNRE) specifications and approved by the MNRE.
- Enclosure developed for luminary products.

The following table shows the R&D expenditure (INR million) for FY 2009-10 and FY 2010-11 respectively.

R and D Expenditure (INR Million)			
Sr. No.	Particulars	FY 2009-10	FY 2010-11
1	Capital expenditure	146	197
2	Revenue Expenditure	48	102
3	Total	195	300
4	% Of the Revenue	0.72%	0.90%

Quality

- All our products are quality marked.
- The desire to deliver best quality products has prompted the organization to manufacture almost all the components of the water management system in-house, at organization’s own manufacturing units where the organization can subject them to strict quality checks.
- The organization gives a warranty against manufacturing defects of our products. There is a set system and procedure for redressing product or service complaints, if any. If there is any genuine defect, we will replace the product.
- JISL is committed to maintain the quality of products, eliminate any negative impacts the products could have on customers, maintain transparency through proper tests and disclosures and provide best after-sales services.
- The organization’s success is the testimony to the customers’ satisfaction and it will continue to deliver on the high benchmarks that the organization has set for itself.

Certification

- We maintain stringent quality control in our state-of-the-art manufacturing facilities.
- The Plastic Park is ISO 9001:2008, ISO 14001: 2004 and BS OHSAS 18001:2007 certified.
- Our manufacturing facilities are validated by customers all over the world. The organization implements good housekeeping, strict hygiene practices, good manufacturing practices, environment, occupational health and safety practices to ensure the welfare of all the associates and the community.
- Our Turkey Plant is certified for TSE (equivalent of IS) for our drip irrigation pipes (TS ISO 9261) and ISO 9001:2008 Quality management system.

The following table shows the production volume at in sites certified by an independent third party according to internationally recognized food safety management system standards.

Site	Certification	Production volume, MT		
		FY 2008-09	FY 09-10	FY 10-11
Fruit processing, Jalgaon	ISO 22000: 2005. Kosher and Halal. ISO 14001:2004 BS OHSAS 18001:2007 Member of SGF and audited every year. Jalgaon plant is certified for BRC Issue 5. Member of Sedex and undergone an Ethical Audit	16758	27567	22701
Onion Processing, Jalgaon	ISO 22000: 2005. BRC Issue 5. Kosher and Halal. ISO 14001:2004 BS OHSAS 18001:2007 Jalgaon plant has undergone GMA Safe audit. Member of Sedex and undergone an Ethical Audit for Jalgaon.	8412	7360	7834
Onion processing, Baroda	BRC Issue 6, BS OHSAS 18001:2007 ISO 14001:2004 HALAL, KOSHAR	3934	3854	4009
Fruit Processing, Chittur I and II	ISO 14001:2004 BS OHSAS 18001:2007 ISO 22000 HALAL, KOSHAR SDF for Chittur-II	21383	36978	35479
Sleaford	BRC Issue 5. ISO 9001: 2008. Member of Sedex.			
Cascade	3 rd Party Audit – AIB – 930 / Superior – November 2010 3 rd Party Audit - Cook and Thurber – 93.83% - February 2011 Organic - Oregon Tilth – NOP / COR Kosher - Orthodox Union Halal - Islamic Food and Nutrition Council of America Regulatory Inspections FDA, Department of Health, Environment, Agriculture	10101	8251	7334



Customer Satisfaction

The organization annually conducts customer satisfaction surveys. The survey result for the last three years is as follows.

% Customer satisfaction	FY 08-09	FY 09-10	FY 10-11
India	83.86	90.75	88.03
Overseas	84	86	87.8



Bumper crop of Pomegranate on drip

Health and Safety Impact of Products and Services

- The organization's products and services meet the customer health and safety norms
- New products are thoroughly tested not only in the laboratory but, also in our agricultural demonstration and research plots for safety before launching them.
- Products are manufactured strictly adhering to ISI standards as well as international standards, as per the customer's requirement. Almost all our products are ISI marked wherever the ISI standard is available.
- The users are educated and provided with literature, product catalogues, installation guide, maintenance manuals and training on the aspect of safety in use of the products.
- All our plastic products can be recycled. We buy back the materials for recycling if the customers are willing to sell it to us.
- Dedicated department and set procedures to redress product malfunctioning, if any.

Product Labelling and Marketing Communication

The details of the products and their applications are communicated through the following:

- Product literature / catalogues.
- Crop folders – giving details of cultivation of the crops with micro-irrigation.
- Demonstration.
- Training and seminars.
- Video films.
- Appropriate labels are put on the products wherever possible and as applicable. These labels include information on product specification, quantity, handling precautions and safety disposal instructions as applicable. Similar information is also included in the various publications of our organization.
- Marketing communication for our customers of piping system and PC sheets are done through conventional media like newspapers, trade journals and magazines, Seminars, and exhibitions etc.
- We hire INS accredited advertising agencies, which adhere to the norms laid by the Advertising Standards Council of India (ASCI).
- Sleaford Plant observes the British Codes of Advertising and Sales Promotion, Market Research Society (MRS) Code of Conduct and FSA regulations
- Statutory declarations as per Indian and international standards as applicable and Weights and Measures Act are printed on the products and their packing.

The organization has also provided the information on MSDS regarding product's safety, labelling and marketing in food processing products,

- Identification
- Composition/information on ingredients
- Hazard identification
- First-aid measure
- Fire-fighting measure
- Accidental release measure
- Storage and Handling
- Exposure Control/personal protection
- Physical and Chemical properties
- Stability and reactivity
- Toxicological information
- Ecological Information
- Disposal consideration, transport information and regulatory information.

Communication to the bottom of the pyramid customer i.e. farmer is done through:

- Training of farmers, government agricultural extension officers, NGOs, dealers' sales staff etc.
- Setting up of demonstration plots in villages, public and private research stations, at organization-owned research plots etc. This is one major medium to connect directly with farmers.
- Conducting regular training throughout the country on cultivation of locally important crops with micro-irrigation and greenhouse technology. Besides, the organization has huge

residential training centres at Jalgaon, dedicated for the purpose of research and training in high tech agriculture.

- Accessing the farmers in interior places, by carrying out systematic village to village campaign by agri experts where farmers are given briefings on micro-irrigation and High-tech agriculture.
- Radio.
- Wall paintings and hoardings.
- Video films.
- One to one communication with farmers through field visits of engineers and agronomists.
- Agro exhibitions.

Compliance

The organization has well established procedures, systems, and feedback mechanisms to ensure adherence to statutory norms as well as to the code of conduct of the organization. The organization has no cases of noncompliance with any of the applicable laws. Regulatory authorities are free to verify the compliance through visits and sample collections from the facilities. There have been no complaints regarding breaches of customer privacy and loss of private data.

We feel pleasure and bliss that we are serving the nature and society through our products and services which makes a significant contribution in conserving natural resources and promotes productivity which in turn helps alleviate poverty.

Significant Awards and Recognitions

The significant award received during the reporting period;

- IFC's (part of World Bank Group) Client Leadership Award for “pioneering work to promote sustainable agriculture and raise farmers’ incomes through the efficient use of water, energy and fertilizers”.

- *The Financial Times* London and Arcelor Mittal Boldness in Business Award in Environment category for 2010 “For pioneering drip irrigation in India.



Client Leadership Award - 2010



The Financial Times - Anil B. Jain, CEO and MD receiving Arcelor Mittal Boldness in Business Award — Environment — 2010



APEDA Export Award Certificate and Gold Trophy - 2010



Dun and Bradstreet - Rolta Corporate Award - 2010



6th Social and Corporate Governance Award - 2010



Israel-Asia Chamber of Commerce Award - 2010



ICC Sustainability Vision Award - 2011



Best Water Organization Certificate and Trophy - 2011



Lifetime Achievement Award Trophy - 2011

Sr. No.	Year	Name and Nature of Award/Recognition/ Ranking/Felicitation	Instituted By
1	2009	Bund Bund Ka Rakhwala Certificate	Kisan Bhalie and Advisory Society, Jalandhar, Punjab
2	2009	Lifetime Achievement Award Trophy and Certificate	AIPUB, New Delhi
3	2009	Bharat Sevak Ratna	Confederation of NGOs of Rural India, New Delhi
4	2009	Certificate for Export Recognition and Trophy	GoM
5	2009	PLEXCONCIL Award Certificate and Trophy	PLEXCONCIL
6	2009	PLEXCONCIL Award Certificate and Trophy	PLEXCONCIL
7	2009	PLEXCONCIL Award Certificate and Trophy	PLEXCONCIL
8	2009	PLEXCONCIL Award Certificate and Trophy	PLEXCONCIL
9	2009	Plasticon	Plastindia Foundation, Mumbai
10	2009	Plasticon	Plastindia Foundation, Mumbai
11	2009	Global Cleantech 100	The Guardian and Cleantech group, New Delhi
12	2009	Gujarat Gas Award Trophy	Gujarat Gas Ltd., Ahmedabad, Gujarat
13	2009	Best Telecom Equipment Manufacturer Award Certificate and Trophy	BSNL, Bangalore
14	2010	PadmaJagruti Award	Lt. Amit Singh Memorial Foundation, New Delhi
15	2010	Podar Ratna Trophy	Shikshan Prasarak Mandali's R.A. Podar College of Commerce and Economics Alumni Association, Mumbai
16	2010	Felicitation Trophy	DOW Chemical International Pvt Ltd.
17	2010	Israel-Asia Chamber of Commerce Award	Israel-Asia Chamber of Commerce, Israel
18	2010	Client Leadership Award	International Finance Corporation
19	2010	India's Top 100 R&D Spenders-2010	The Economic Times, Mumbai
20	2010	100 Biggest Wealth Creators-2010	Motilal Oswal Financial Services Ltd., Mumbai
21	2010	100 Fastest Wealth Creators-2010	Motilal Oswal Financial Services Ltd., Mumbai
22	2010	6th Social and Corporate Governance Award-2010 Certificate and Trophy	Bombay Stock Exchange Limited, Mumbai
23	2010	6th Social and Corporate Governance Award-2010 Certificate and Trophy	Bombay Stock Exchange Limited, Mumbai
24	2010	APEDA Export Award Certificate and Gold Trophy	APEDA
25	2010	The Financial Times - Arcelor Mittal Boldness in Business Award – Environment – 2010	Financial Times, London
26	2010	Dun and Bradstreet - Rolta Corporate Award	Dun and Bradstreet

Sr. No.	Year	Name and Nature of Award/Recognition/ Ranking/Felicitation	Instituted By
27	2010	PLEXCONCIL Award Certificate and Trophy	PLEXCONCIL
28	2010	PLEXCONCIL Award Certificate and Trophy	PLEXCONCIL
29	2010	PLEXCONCIL Award Certificate and Trophy	PLEXCONCIL
30	2011	Sushila Ram Kadam Smruti Sahacharini Kritadnyata Puraskar Citation and Trophy	Shrinath Education Society, Varangaon, Dist. Jalgaon, Maharashtra
31	2011	Lifetime Achievement Award Trophy	World Trade Center, Mumbai, and All India Association of Industries
32	2011	Jalgaon Ratna	Jalgaon Municipal Corporation, Jalgaon, Maharashtra
33	2011	Best Water Organization Certificate and Trophy	Water Digest, New Delhi
34	2011	ICC Sustainability Vision Award	Indian Chamber of Commerce, Calcutta
35	2011	Municipal and Industrial Division Project of the Year Award	The Plastic Pipe Institute Inc., USA
36	2011	Pride of Gujarat-Maharashtra Award	Feelings Multimedia Ltd., Ahmedabad
37	2011	India Strategy Doublers	Morgan Stanley
38	2011	PLEXCONCIL Award Certificate and Trophy	PLEXCONCIL
39	2011	PLEXCONCIL Award Certificate and Trophy	PLEXCONCIL
40	2011	PLEXCONCIL Award Certificate and Trophy	PLEXCONCIL
41	2011	Kryasheel Global Award	Sadguru Mangeshda Kriya Yoga Foundation
42	2011	CLSA - Asia Pacific Markets	CLSA - Asia Pacific Markets
43	2011	Clean Production Majors Award	Andhra Pradesh Pollution Control Board, Hyderabad
44	2011	New Sustainability Champion	World Economic Forum, Switzerland

The Nature's Awards



A misty rainfall on Neem Valley at Jain Hills, Jalgaon, Maharashtra (India)



Wasteland reclamation through watershed — a replicable model : Jain Hills, Jalgaon, Maharashtra (India)



The sky above our plastic park factory is stormed by a flock of Babbler Birds sheltering there seasonally. Jalgaon, Maharashtra (India)

Independent Assurance Statement

Introduction

Det Norske Veritas AS (DNV) has been commissioned by the management of Jain Irrigation Systems Limited ('JISL' or 'the Company') to carry out an assurance engagement on the Company's Sustainability Report 2009 -11 (the Report) in its printed format against the Global Reporting Initiative (GRI) 2006 Sustainability Reporting Guidelines Version 3.0 (G3) and AccountAbility's AA1000 Assurance Standard 2008 (AA1000AS (2008)).

DNV is a global provider of sustainability services, with qualified environmental and social assurance specialists working in over 100 countries. DNV was not involved in the preparation of any statements or data included in the Report except for this Assurance Statement. DNV maintains complete impartiality toward any people interviewed. DNV expressly disclaims any liability or co-responsibility for any decision a person or entity would make based on this Assurance Statement.

The intended users of this assurance statement are the readers of Company's Sustainability Report 2009 – 11. The management of Jain Irrigation Systems Limited is responsible for all information provided in the Report as well as the processes for collecting, analyzing and reporting the information. DNV's responsibility regarding this verification is to the Jain Irrigation Systems Limited only and in accordance with the agreed scope of work. The assurance engagement is based on the assumption that the data and information provided to us is complete and true. The site verification was carried out in January 2012 and the final verification of the Report in November 2012.

Scope, boundary and limitations of Assurance

The scope of work agreed upon with the Jain Irrigation Systems Limited includes verification of the following:

- The verification of content of the Company's Sustainability report (2009 -11) i.e. Review of the policies, initiatives, practices and performance described in the Report;
- Evaluation of the AccountAbility principles and specified information, described below, for a Type 2, moderate level of assurance, in accordance with the requirements of AA1000AS (2008) detailed below:
 - Information related to company's sustainability issues, responses, performance data, case studies and underlying systems for the management of such information and data;
 - Information relating to company's materiality assessment and stakeholder engagement processes;
- Confirm that the Report meets the requirements of the GRI G3 for an Application Level A+, as declared by Jain Irrigation Systems Limited.

The reporting boundary is as set out in the Report, i.e. it covers stated business units under Jain Irrigation Systems Limited; no limitations on the scope of the assurance engagement were encountered during the verification process.

Verification Methodology

This assurance engagement was planned and carried out in accordance with the AA1000AS (2008) and the DNV Protocol for Verification of Sustainability Reporting¹. The report has been evaluated against the following criteria:

- Adherence to the principles of *Inclusivity*, *Materiality* and *Responsiveness* as set out in the AA1000AS (2008); the *Reliability* of specified sustainability performance information, as required for a Type 2 and moderate level assurance engagement,
- Adherence to the additional principles of *Completeness* and *Neutrality* as set out in DNV's Protocol, and
- The principles and requirements of the GRI G3 for an application level A +.

As part of the verification we have challenged the sustainability-related statements and claims made in the report and assessed the robustness of the underlying data management system, information flow and controls. For example, we have:

- Examined and reviewed documents, data and other information made available to us by Jain Irrigation Systems Limited.
- Visited the Head-Office and site operations at Jalgaon for verification;
- Conducted interviews with key representatives (including data owners and decision-makers from different divisions and functions) of the company;

¹ www.dnv.com/cr

- Performed sample-based reviews of the mechanisms for implementing the company's own sustainability-related policies, as described in the report, and for determining material issues to be included in the report;
- Performed sample-based audits of the processes for generating, gathering and managing the quantitative and qualitative data included in the report;
- Reviewed the process of acquiring information and economic data from the financial data presented in the certified financial statements.

Opportunities for Improvement

The following is an excerpt from the observations and opportunities reported back to the management of Jain Irrigation Systems Limited. However, these do not affect our conclusions on the report, and they are indeed generally consistent with the management objectives already in place:

- The organization need to set establish long term and mid-term objective and goals (3-5 years) for key material aspects;
- The organization needs to implement formal processes to address potential human right issues across its value chain;
- Implement a systematic quality assurance procedure for data management for sustainability performance monitoring and reporting process.

Conclusions

In our opinion, and based on the scope of this assurance engagement, the Jain Irrigation Systems Limited Sustainability Report 2009 – 11, provides a fair representation of the Company's sustainability policies, objectives, management approach and performance during the reporting period.

Specific evaluation of the information on sustainability performances

We consider the methodology and process for gathering information developed by the company for its sustainability performance reporting is appropriate and the qualitative and quantitative data included in the Report, was found to be identifiable and traceable; the personnel responsible was able to demonstrate the origin and interpretation of the data including its reliability in fair manner. We also assessed the reported progress against the company's commitments as disclosed in its previous Report and observed that the Report presents a fair description of the sustainability activities and the goals achieved. DNV confirms that the GRI Application Level A+ has been attained in reference to the various application levels defined in the GRI G3.0. The core GRI indicators are responded to either fully or partially, or their omission is explained, with due regard to the Materiality principle.

We have evaluated the report's adherence to the following principles on a scale of 'Good', 'Acceptable' and 'Needs Improvement':

AA1000AS (2008) principles

Inclusivity: Acceptable. The company engaged with selected stakeholders during the year, through the channels as listed in the report. The stakeholder engagement process may be further strengthened and structured whereby sustainability inputs from a range of stakeholders are systematically incorporated in developing the sustainability strategy of the Company.

Materiality: Acceptable. The company identifies material issues from the stakeholder's feedback and expectations and the Report has not missed out any significant, known material issues/topics, but the process should be validated with more specific inputs for each business division and location to bring out material issues that reflect short, medium and long term impacts. The relative materiality of issues which have changed in the reporting period with respect to last reporting period needs to be explained to further enhance the clarity;

Responsiveness: Needs Improvement. The Company has responded to key stakeholder concerns through its policies and management systems, and this is reflected in the Report. The monitoring of the performance related to some of the material issues are yet to mature and is not yet reported or only partially reported in the Report and the Report brings out the commitments by the Company with timelines to improve the responsiveness.

In accordance with the AA1000AS (2008) requirements for a Type 2, moderate level assurance engagement, we conclude that the specified sustainability data and information presented in the Report is generally reliable. The Report contains data that is measured and estimated and some of the errors in data compilation, which were attributable to transcription and aggregation, were corrected.

Additional Parameters as per DNV's Protocol

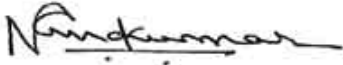

Completeness: Needs Improvement. The boundary of reporting on some of the performance indicators also does not cover the entirety of the Company. The same has been identified and the road map is established to improve the completeness of the Report.

Neutrality: Acceptable. The company has reported sustainability issues, in a fairly balanced manner, in terms of content and tone. However the challenges and limitations may be stated with commitments to future improvements.

DNV's Independence

DNV states its independence and impartiality with regards to this engagement. DNV confirms that throughout the reporting period there were no services provided which could impair our independence and objectivity. DNV also maintained complete impartiality towards people interviewed during the assignment. The lead verifier for this verification was Mr. Karthik Ramaswamy, Senior Assessor, DNV Chennai.

For Det Norske Veritas AS

 Vadakepatth Nandkumar Project Manager, National Head -Sustainability & Business Excellence Services, Det Norske Veritas AS, India.	 Prasun Kundu Reviewer Head- Sustainability & Business Excellence Services – East Service Responsible-Social Accountability & Ethics, Det Norske Veritas AS, India.
--	--

Bangalore, 16th November, 2012

GRI G3 Content Index - Food Processing Sector Supplement

STANDARD DISCLOSURES PART I : Profile Disclosures

Application Level			Assured by			
1. Strategy and Analysis						
Profile Disclosure	Description	Reported	Cross-reference/ Direct answer	If applicable, indicate the part not reported	Reason for omission	Explanation
1.1	Statement from the most senior decision-maker of the organization.	Fully	7, 8, 9, 10			
1.2	Description of key impacts, risks, and opportunities.	Fully	11, 12, 51, 52			
2. Organizational Profile						
2.1	Name of the organization.	Fully	18			
2.2	Primary brands, products, and/or services.	Fully	18, 19, 132			
2.3	Operational structure of the organization, including main divisions, operating companies, subsidiaries, and joint ventures.	Fully	24,26, 27			
2.4	Location of organization's headquarters.	Fully	18			
2.5	Number of countries where the organization operates, and names of countries with either major operations or that are specifically relevant to the sustainability issues covered in the report.	Fully	19, 24, 26, 27			
2.6	Nature of ownership and legal form.	Fully	19			
2.7	Markets served (including geographic breakdown, sectors served, and types of customers/beneficiaries).	Fully	20			
2.8	Scale of the reporting organization.	Fully	19, 20			
2.9	Significant changes during the reporting period regarding size, structure, or ownership.	Fully	24, 26, 27			
2.10	Awards received in the reporting period.	Fully	111, 112, 113, 114			
3. Report Parameters						
3.1	Reporting period (e.g., fiscal/calendar year) for information provided.	Fully	31			
3.2	Date of most recent previous report (if any).	Fully	31			
3.3	Reporting cycle (annual, biennial, etc.)	Fully	31			
3.4	Contact point for questions regarding the report or its contents.	Fully	31			
3.5	Process for defining report content.	Fully	31, 32, 51, 52			
3.6	Boundary of the report (e.g., countries, divisions, subsidiaries, leased facilities, joint ventures, suppliers). See GRI Boundary Protocol for further guidance.	Fully	31			
3.7	State any specific limitations on the scope or boundary of the report (see completeness principle for explanation of scope).	Fully	31			
3.8	Basis for reporting on joint ventures, subsidiaries, leased facilities, out sourced operations, and other entities that can significantly affect comparability from period to period and/or between organizations.	Fully	24, 26, 27			

Profile Disclosure	Description	Reported	Cross-reference/ Direct answer	If applicable, indicate the part not reported	Reason for omission	Explanation
3.9	Data measurement techniques and the bases of calculations, including assumptions and techniques underlying estimations applied to the compilation of the Indicators and other information in the report. Explain any decisions not to apply, or to substantially diverge from, the GRI Indicator Protocols.	Fully	Details are given wherever applicable			
3.10	Explanation of the effect of any re-statements of information provided in earlier reports, and the reasons for such re-statement (e.g., Mergers/ acquisitions, change of base years/periods, nature of business, measurement methods).	Fully	No re-statements			
3.11	Significant changes from previous reporting periods in the scope, boundary, or measurement methods applied in the report.	Fully	31			
3.12	Table identifying the location of the Standard Disclosures in the report.	Fully	5			
3.13	Policy and current practice with regard to seeking external assurance for the report.	Fully	31			
4. Governance, Commitments, and Engagement						
4.1	Governance structure of the organization, including committees under the highest governance body responsible for specific tasks, such as setting strategy or organizational oversight.	Fully	53			
4.2	Indicate whether the Chair of the highest governance body is also an executive officer.	Fully	54			
4.3	For organizations that have a unitary board structure, state the number of members of the highest governance body that are independent and/or non-executive members.	Fully	53, 54			
4.4	Mechanisms for shareholders and employees to provide recommendations or direction to the highest governance body.	Fully	54			
4.5	Linkage between compensation for members of the highest governance body, senior managers, and executives (including departure arrangements), and the organization's performance (including social and environmental performance).	Fully	54 and page no.100 from FY 2010-2011 annual report			
4.6	Processes in place for the highest governance body to ensure conflicts of interest are avoided.	Fully	54			
4.7	Process for determining the qualifications and expertise of the members of the highest governance body for guiding the organization's strategy on economic, environmental, and social topics.	Partially	53 and page no.94-100 from annual report FY 2010-11. "We do not report on this yet as we have thus far been unable to gather the data because no formal process is defined for determining qualification and expertise of the member of highest governance body but we will be able to report on this in 2015	Process for determining the qualification & expertise of member of highest governance body.	Not available	Formal Process will be implemented by 2015

Profile Disclosure	Description	Reported	Cross-reference/ Direct answer	If applicable, indicate the part not reported	Reason for omission	Explanation
4.8	Internally developed statements of mission or values, codes of conduct, and principles relevant to economic, environmental, and social performance and the status of their implementation.	Fully	3 and given on economic, environmental and social DMA			
4.9	Procedures of the highest governance body for overseeing the organization's identification and management of economic, environmental, and social performance, including relevant risks and opportunities, and adherence or compliance with internationally agreed standards, codes of conduct, and principles.	Fully	53 and page no.94-100 from annual report FY 2010-11			
4.10	Processes for evaluating the highest governance body's own performance, particularly with respect to economic, environmental, and social performance.	Partially	53, 54. We do not report on this yet as we have thus far been unable to gather the data because no formal process is defined for evaluating highest governance body's own performance particularly with respect to economic, environmental, and social, but we will be able to report on this in 2015.	Process for evaluating the highest governance body's performance	Not available	Formal Process will be implemented by 2015
4.11	Explanation of whether and how the precautionary approach or principle is addressed by the organization.	Fully	54			
4.12	Externally developed economic, environmental, and social charters, principles, or other initiatives to which the organization subscribes or endorses.	Fully	11, 12, 47, 102			
4.13	Memberships in associations (such as industry associations) and/or national/international advocacy organizations in which the organization: * Has positions in governance bodies; * Participates in projects or committees; * Provides substantive funding beyond routine membership dues; or * Views membership as strategic.	Fully	102			
4.14	List of stakeholder groups engaged by the organization.	Fully	32			
4.15	Basis for identification and selection of stakeholders with whom to engage.	Fully	32			
4.16	Approaches to stakeholder engagement, including frequency of engagement by type and by stakeholder group.	Fully	32 to 49			
4.17	Key topics and concerns that have been raised through stakeholder engagement, and how the organization has responded to those key topics and concerns, including through its reporting.	Fully	51, 52			

STANDARD DISCLOSURES PART II : Disclosures on Management Approach (DMAs)

G3 DMA	Description	Reported	Cross-reference/ Direct answer	If applicable, indicate the part not reported	Reason for omission	Explanation	To be reported in
DMA SC	Disclosure on Management Approach SC						
Aspects	Protecting natural resources	Fully	55				
	Minimizing toxicity	Fully	55				
	Fair trade	Fully	55				
	Fair compensation for labor	Fully	55				
	Traceability	Fully	55				
	Genetically modified organisms (GMOs)	Fully	55				
	Animal welfare	Fully	55				
	Biofuels	Fully	55				
DMA EC	Disclosure on Management Approach EC						
Aspects	Economic performance	Fully	59				
	Market presence	Fully	59				
	Indirect economic impacts	Fully	59				
DMA EN	Disclosure on Management Approach EN						
Aspects	Materials	Fully	65				
	Energy	Fully	65				
	Water	Fully	65				
	Biodiversity	Fully	65				
	Emissions, effluents and waste	Fully	65				
	Products and services	Fully	65				
	Compliance	Fully	65				
	Transport	Fully	65				
	Overall	Fully	65				
DMA LA	Disclosure on Management Approach LA						
Aspects	Employment	Fully	80				
	Labor/management relations COMM	Fully	80				
	Occupational health and safety	Fully	80				
	Training and education	Fully	80				
	Diversity and equal opportunity	Fully	80				
DMA HR	Disclosure on Management Approach HR						
Aspects	Investment and procurement practices	Fully	87				
	Nondiscrimination	Fully	87				
	Freedom of association and collective bargaining	Fully	87				
	Child labor	Fully	87				
	Forced and compulsory labor	Fully	87				
	Security practices	Fully	87				
	Indigenous rights	Fully	87				

G3 DMA	Description	Reported	Cross-reference/ Direct answer	If applicable, indicate the part not reported	Reason for omission	Explanation	To be reported in
DMA SO	Disclosure on Management Approach SO						
Aspects	Community	Fully	89				
	Healthy and affordable food	Fully	89				
	Corruption	Fully	89				
	Public policy	Fully	89				
	Anti-competitive behaviour	Fully	89				
	Compliance	Fully	89				
DMA PR	Disclosure on Management Approach PR						
Aspects	Customer health and safety	Fully	103				
	Product and service labelling	Fully	103				
	Marketing communications	Fully	103				
	Customer privacy	Fully	103				
	Compliance	Fully	103				
DMA AW	Disclosure on Management Approach AW						
Aspects	Breeding and genetics	Not	We do not report on this point since the disclosure are prescribed by the GRI Guidelines is not applicable to our business because we are not in that business.				
	Animal husbandry	Not	We do not report on this point since the disclosure are prescribed by the GRI Guidelines is not applicable to our business because we are not in that business.				
	Transportation, handling and slaughter	Not	We do not report on this point since the disclosure are prescribed by the GRI Guidelines is not applicable to our business because we are not in that business.				

STANDARD DISCLOSURES PART III: Performance Indicators							
Sourcing							
Across all aspects of sourcing							
FP1	Percentage of purchased volume from suppliers compliant with organization's sourcing policy.	Fully	56, 57.	Sourcing policy for mango purchase needs to formulate.			
FP2	Percentage of purchased volume which is verified as being in accordance with credible, internationally recognized responsible production standards, broken down by standard.	Fully	56, 57				
Economic							
Economic performance							
EC1 COMM	Direct economic value generated and distributed, including revenues, operating costs, employee compensation, donations and other community investments, retained earnings, and payments to capital providers and governments.	Fully	60				
EC2	Financial implications and other risks and opportunities for the organization's activities due to climate change.	Fully	61, 62, 63				
EC3	Coverage of the organization's defined benefit plan obligations.	Fully	64				

G3 DMA	Description	Reported	Cross-reference/ Direct answer	If applicable, indicate the part not reported	Reason for omission	Explanation	To be reported in
EC4 COMM	Significant financial assistance received from government.	Fully	63				
Market presence							
EC5	Range of ratios of standard entry level wage compared to local minimum wage at significant locations of operation.	Fully	86				
EC6	Policy, practices, and proportion of spending on locally-based suppliers at significant locations of operation.	Partially	40, 66. We do not report on this yet as we have thus far been unable to gather the data because no formal policy is defined for locally based suppliers.	Policy on locally-based suppliers at significant locations of operation	Not available	Formal policy for locally based supplier need to be implemented.	2014
EC7	Procedures for local hiring and proportion of senior management hired from the local community at significant locations of operation.	Partially	82. We do not report on this yet as we have thus far been unable to gather the data because no formal procedure is defined for senior management hired from local community.	Procedure for local hiring from local community at significant locations of operation	Not available	Formal procedure needs to be defined for hiring Sr. management from significant location	2014
Indirect economic impacts							
EC8	Development and impact of infrastructure investments and services provided primarily for public benefit through commercial, in-kind, or pro bono engagement.	Fully	45, 91-97				
Environmental							
Materials							
EN1 COMM	Materials used by weight or volume.	Fully	66				
EN2	Percentage of materials used that are recycled input materials.	Fully	67				
Energy							
EN3	Direct energy consumption by primary energy source.	Fully	67				
EN4	Indirect energy consumption by primary source.	Fully	67				
EN5	Energy saved due to conservation and efficiency improvements.	Fully	67, 68				
EN6	Initiatives to provide energy-efficient or renewable energy based products and services, and reductions in energy requirements as a result of these initiatives.	Fully	69				
Water							
EN8	Total water withdrawal by source.	Fully	70, 72, 73				

Performance Indicator	Description	Reported	Cross-reference/Direct answer	If applicable, indicate the part not reported	Reason for omission	Explanation	To be reported in
EN9	Water sources significantly affected by withdrawal of water.	Fully	70, 72, 73				
EN10	Percentage and total volume of water recycled and reused.	Fully	70, 72, 73				
Biodiversity							
EN11 COMM	Location and size of land or waters owned, leased, managed in, or adjacent to, protected areas and areas of high biodiversity value outside protected areas.	Fully	78				
EN12	Description of significant impacts of activities, products, and services on biodiversity in protected areas and areas of high biodiversity value outside protected areas.	Fully	78				
EN13 COMM	Habitats protected or restored.	Fully	78, 79				
EN14	Strategies, current actions, and future plans for managing impacts on biodiversity.	Fully	78, 79				
Emissions, effluents and waste							
EN16	Total direct and indirect greenhouse gas emissions by weight.	Fully	69				
EN17	Other relevant indirect greenhouse gas emissions by weight.	Fully	69, 70				
EN18	Initiatives to reduce greenhouse gas emissions and reductions achieved.	Fully	70				
EN19	Emissions of ozone-depleting substances by weight.	Fully	74				
EN20	NO _x , SO _x , and other significant air emissions by type and weight.	Fully	74				
EN21	Total water discharge by quality and destination.	Fully	74				
EN22	Total weight of waste by type and disposal method.	Fully	75				
EN23	Total number and volume of significant spills.	Fully	74, 75				
EN24	Weight of transported, imported, exported, or treated waste deemed hazardous under the terms of the Basel Convention Annex I, II, III, and VIII, and percentage of transported waste shipped internationally.	Fully	74				
Products and services							
EN26	Initiatives to mitigate environmental impacts of products and services, and extent of impact mitigation.	Fully	77				
EN27	Percentage of products sold and their packaging materials that are reclaimed by category.	Fully	77				
Compliance							
EN28	Monetary value of significant fines and total number of non-monetary sanctions for noncompliance with environmental laws and regulations.	Fully	77				

Performance Indicator	Description	Reported	Cross-reference/Direct answer	If applicable, indicate the part not reported	Reason for omission	Explanation	To be reported in
Social: Labor Practices and Decent Work							
Employment							
LA1	Total workforce by employment type, employment contract, and region.	Fully	81, 82				
LA2	Total number and rate of employee turnover by age group, gender, and region.	Fully	82, 83, 84				
LA3	Benefits provided to full-time employees that are not provided to temporary or part-time employees, by major operations.	Fully	81				
Labor/management relations							
LA4	Percentage of employees covered by collective bargaining agreements.	Not	85				
LA5	Minimum notice period(s) regarding significant operational changes, including whether it is specified in collective agreements.	Fully	85				
FP3	Percentage of working time lost due to industrial disputes, strikes and/or lock-outs, by country.	Fully	85				
Occupational health and safety							
LA6	Percentage of total workforce represented in formal joint management-worker health and safety committees that help monitor and advise on occupational health and safety programs.	Fully	85				
LA7	Rates of injury, occupational diseases, lost days, and absenteeism, and number of work-related fatalities by region.	Partially	85. We do not report on this yet as we have thus far been unable to gather and collect data of absenteeism.	Absenteeism data	Not available	Data on absenteeism need to capture.	2014
LA8	Education, training, counselling, prevention, and risk-control programs in place to assist workforce members, their families, or community members regarding serious diseases.	Fully	85				
Training and education							
LA10	Average hours of training per year per employee by employee category.	Partially	86. We do not report on this yet as we have thus far been unable to gather the data because we do not maintain data according to employee category.	Average hours of training by employee category	Not available	Data according to employee category need to capture	2014
LA12	Percentage of employees receiving regular performance and career development reviews.	Fully	86				

Performance Indicator	Description	Reported	Cross-reference/Direct answer	If applicable, indicate the part not reported	Reason for omission	Explanation	To be reported in
Diversity and equal opportunity							
LA13	Composition of governance bodies and breakdown of employees per category according to gender, age group, minority group membership, and other indicators of diversity.	Fully	84, 85				
LA14	Ratio of basic salary of men to women by employee category.	Fully	86				
Social: Human Rights							
Investment and procurement practices							
HR1	Percentage and total number of significant investment agreements that include human rights clauses or that have undergone human rights screening.	Fully	88				
HR2	Percentage of significant suppliers and contractors that have undergone screening on human rights and actions taken.	Fully	88 and formal policies for human rights need to formulate.				
HR3	Total hours of employee training on policies and procedures concerning aspects of human rights that are relevant to operations, including the percentage of employees trained.	Fully	88. and formal policies for human rights need to formulate.				
Nondiscrimination							
HR4	Total number of incidents of discrimination and actions taken.	Fully	88. No incidents of discrimination and formal policies for human rights need to formulate.				
HR5	Operations identified in which the right to exercise freedom of association and collective bargaining may be at significant risk, and actions taken to support these rights.	Fully	88. No such incidents and formal policies for human rights need to formulate.				
Child labor							
HR6	Operations identified as having significant risk for incidents of child labor, and measures taken to contribute to the elimination of child labor.	Fully	88. No such incidents and formal policies for human rights need to formulate.				
Forced and compulsory labor							
HR7	Operations identified as having significant risk for incidents of forced or compulsory labor, and measures to contribute to the elimination of forced or compulsory labor.	Fully	88. No such incidents and formal policies for human rights need to formulate.				

Performance Indicator	Description	Reported	Cross-reference/Direct answer	If applicable, indicate the part not reported	Reason for omission	Explanation	To be reported in
Social : Society							
Community							
SO1	Nature, scope, and effectiveness of any programs and practices that assess and manage the impacts of operations on communities, including entering, operating, and exiting.	Fully	91-101				
FP4	Nature, scope and effectiveness of any programs and practices (in-kind contributions, volunteer initiatives, knowledge transfer, partnerships and product development) that promote healthy lifestyles; the prevention of chronic disease; access to healthy, nutritious and affordable food; and improved welfare for communities in need.	Fully	44, 45, 91, 92. We include programs and practices that promote and improved welfare for communities in need.				
Corruption							
SO2	Percentage and total number of business units analyzed for risks related to corruption.	Fully	102. Formal policies & procedures on anti-corruption needs to formulate. We aim to do so by 2014.				
SO3	Percentage of employees trained in organization's anti-corruption policies and procedures.	Fully	102. Formal policies & procedures on anti-corruption needs to formulate. We aim to do so by 2014.				
SO4	Actions taken in response to incidents of corruption.	Fully	102. No incident of corruption.				
Public policy							
SO5 COMM	Public policy positions and participation in public policy development and lobbying.	Fully	102				
SO6	Total value of financial and in-kind contributions to political parties, politicians, and related institutions by country.	Fully	102				
Anti-competitive behavior							
SO7	Total number of legal actions for anti-competitive behaviour, anti-trust, and monopoly practices and their outcomes.	Fully	102				
SO8	Monetary value of significant fines and total number of nonmonetary sanctions for noncompliance with laws and regulations.	Fully	102				

Performance Indicator	Description	Reported	Cross-reference/Direct answer	If applicable, indicate the part not reported	Reason for omission	Explanation	To be reported in
Social : Product Responsibility							
Customer health and safety							
PR1 COMM	Life cycle stages in which health and safety impacts of products and services are assessed for improvement, and percentage of significant products and services categories subject to such procedures.	Partially	105. We do not report on this yet as we have thus far been unable to gather the data because our product and services are not certified for health & safety impact.	LCA of product	Not available	LCA of product will cover in next reporting period	2014
PR2 COMM	Total number of incidents of noncompliance with regulations and voluntary codes concerning health and safety impacts of products and services during their life cycle, by type of outcomes.	Fully	110				
FP5	Percentage of production volume manufactured in sites certified by an independent third party according to internationally recognized food safety management system standards.	Fully	106				
FP6	Percentage of total sales volume of consumer products, by product category, that are lowered in saturated fat, trans fats, sodium and sugars.	We do not report on this point since the disclosure are prescribed by the GRI Guidelines is not applicable to our business because we are not in that business.					
FP7	Percentage of total sales volume of consumer products, by product category sold, that contain increased fiber, vitamins, minerals, phytochemical or functional food additives.	We do not report on this point since the disclosure are prescribed by the GRI Guidelines is not applicable to our business because we are not in that business.					
Product and service labelling							
PR3 COMM	Type of product and service information required by procedures, and percentage of significant products and services subject to such information requirements.	Fully	109, 110				
FP8	Policies and practices on communication to consumers about ingredients and nutritional information beyond legal requirements.	Fully	109, 110				
PR4	Total number of incidents of noncompliance with regulations and voluntary codes concerning product and service information and labelling, by type of outcomes.	Fully	110				
PR5	Practices related to customer satisfaction, including results of surveys measuring customer satisfaction.	Partially	108. We do not report on this yet as we have thus far been unable to gather the data because some manufacturing locations are in process to implement customer satisfaction procedures.	Data from overseas locations is not included	Not available	Data for all plants within boundary will need to covered.	2014

Performance Indicator	Description	Reported	Cross-reference/Direct answer	If applicable, indicate the part not reported	Reason for omission	Explanation	To be reported in
Marketing communications							
PR6 COMM	Programs for adherence to laws, standards, and voluntary codes related to marketing communications, including advertising, promotion, and sponsorship.	Fully	109,110				
PR7	Total number of incidents of noncompliance with regulations and voluntary codes concerning marketing communications, including advertising, promotion, and sponsorship by type of outcomes.	Fully	110				
Customer privacy							
PR8	Total number of substantiated complaints regarding breaches of customer privacy and losses of customer data.	Fully	110				
PR9	Monetary value of significant fines for noncompliance with laws and regulations concerning the provision and use of products and services.	Fully	110				
Animal Welfare							
Breeding and genetics							
FP9	Percentage and total of animals raised and/or processed, by species and breed type.	We do not report on this point since the disclosure are prescribed by the GRI Guidelines is not applicable to our business because we are not in that business.					
Animal husbandry							
FP10	Policies and practices, by species and breed type, related to physical alterations and the use of anaesthetic.	We do not report on this point since the disclosure are prescribed by the GRI Guidelines is not applicable to our business because we are not in that business.					
FP11	Percentage and total of animals raised and/or processed, by species and breed type, per housing type.	We do not report on this point since the disclosure are prescribed by the GRI Guidelines is not applicable to our business because we are not in that business.					
FP12	Policies and practices on antibiotic, anti-inflammatory, hormone, and/or growth promotion treatments, by species and breed type.	We do not report on this point since the disclosure are prescribed by the GRI Guidelines is not applicable to our business because we are not in that business.					
Transportation, handling and slaughter							
FP13	Total number of incidents of noncompliance with laws and regulations, and adherence with voluntary standards related to transportation, handling, and slaughter practices for live terrestrial and aquatic animals.	We do not report on this point since the disclosure are prescribed by the GRI Guidelines is not applicable to our business because we are not in that business.					
Customer privacy							
PR8	Total number of substantiated complaints regarding breaches of customer privacy and losses of customer data.	Fully	110				
PR9	Monetary value of significant fines for noncompliance with laws and regulations concerning the provision and use of products and services.	Fully	110				
Animal Welfare							
Breeding and genetics							
FP9	Percentage and total of animals raised and/or processed, by species and breed type.	We do not report on this point since the disclosure are prescribed by the GRI Guidelines is not applicable to our business because we are not in that business.					

Performance Indicator	Description	Reported	Cross-reference/Direct answer	If applicable, indicate the part not reported	Reason for omission	Explanation	To be reported in
Animal husbandry							
FP10	Policies and practices, by species and breed type, related to physical alterations and the use of anaesthetic.					We do not report on this point since the disclosure are prescribed by the GRI Guidelines is not applicable to our business because we are not in that business.	
FP11	Percentage and total of animals raised and/or processed, by species and breed type, per housing type.					We do not report on this point since the disclosure are prescribed by the GRI Guidelines is not applicable to our business because we are not in that business.	
FP12	Policies and practices on antibiotic, anti-inflammatory, hormone, and/or growth promotion treatments, by species and breed type.					We do not report on this point since the disclosure are prescribed by the GRI Guidelines is not applicable to our business because we are not in that business.	
Transportation, handling and slaughter							
FP13	Total number of incidents of noncompliance with laws and regulations, and adherence with voluntary standards related to transportation, handling, and slaughter practices for live terrestrial and aquatic animals.					We do not report on this point since the disclosure are prescribed by the GRI Guidelines is not applicable to our business because we are not in that business.	

Brands



Jain Irrigation Systems Ltd.

Small Ideas. Big Revolutions.®

Micro Irrigation Systems, Equipment and Agri Inputs



Plastic Products




Green Energy Products



Food Products



Social Brands



Abbreviations

AMR	Annual Monitoring Report
ASABE	American Society of Agricultural and Biological Engineers
ASSOCHAM	The Associated Chambers of Commerce and Industry of India
BIS	Bureau of Indian Standards
BRC	British Retail Consortium
CDM	Clean Development Mechanism
CERs	Carbon Emission Reductions
CIMMYT	International Maize and Wheat Improvement Center
CMS	Catalysts Management Services
CSR	Corporate Social Responsibility
CSV	Creating Shared Value
DNV	Det Norske Veritas
EOUs	Export Oriented Units
ESOP	Employees Stock Options and Shares Plan,
ESP	Enterprise Solution for Poverty
ETP	Effluent Treatment Plant
FDA	Food and Drug Administration
FSMS	Food Safety Management System
GAP	Good Agricultural Practices
GHG	Green House Gas
GLOBAL GAP	Global Good Agricultural Practices
GMA	Grocery Manufacturers Association
GOI	Government of India
GRI	Global Reporting Initiative
HDPE	High-Density Polyethylene
ICRISAT	International Crops Research Institute for the Semi-Arid Tropics
IQF	Individual Quick Freezing
IRRI	International Rice Research Institute
JISL	Jain Irrigation Systems Limited
LDPE	Low-Density Polyethylene
LEDs	Light Emitting Diode
MIS	Micro Irrigation System
MLM	More from Less for More
MNRE	Ministry of New and Renewable Energy
NABARD	National Bank for Agriculture and Rural Development
NBFC	Non-bank Financial Companies
PE	Polyethylene
PVC	Polyvinyl chloride
RE	Renewable Energy
SAC	Sustainable Agriculture Code
SAFL	Sustainable Agro Commercial Finance Limited
SEBI	Securities and Exchange Board of India
SEZs	Special Economic Zones
SGF	Sure-Global-Fair
SIS	Sprinkler Irrigation System
UHDP	Ultra High Density Plantation
USDA	U. S. Department of Agriculture
VFDs	Variable Frequency Drive
VKYU	Vishesh Krushi Upaj Yojana
WHR	Waste Heat Recovery



We revere these elements of our universe. They reflect our ethos.

Yellow, Green, Blue and Brown are colours of Nature and have been embodied in our logo. They encapsulate the conviction of the Founder and the lasting commitment of the Corporation to agriculture. Jain Irrigation is striving to add value to the entire agri-chain. At the same time, they produce and process a complete range of agri-products for the exacting world markets and growing domestic clientele.

The Corporation is poised to grow and attain water, food and energy security.





Printed on
Recyclable
Paper

